

# Interaction between 4-hydroxyphenylpyruvate dioxygenase-inhibiting and reactive oxygen species-generating herbicides for the control of annual weed species in corn

## Research Article

**Cite this article:** Fluttert JC, Soltani N, Galla M, Hooker DC, Robinson DE, Sikkema PH (2022) Interaction between 4-hydroxyphenylpyruvate dioxygenase-inhibiting and reactive oxygen species-generating herbicides for the control of annual weed species in corn. *Weed Sci.* **70**: 423–435. doi: [10.1017/wsc.2022.23](https://doi.org/10.1017/wsc.2022.23)

Received: 18 November 2021  
Revised: 2 February 2022  
Accepted: 25 April 2022  
First published online: 10 May 2022

### Associate Editor:




Chenxi Wu, Bayer U.S. – Crop Science

### Keywords:

Additive; atrazine; bentazon; bromoxynil; glufosinate; HPPD inhibitors; mesotrione; PSII inhibitors; synergistic; tolypyralate.

### Author for correspondence:

Nader Soltani, Department of Plant Agriculture, University of Guelph, 120 Main Street East, Ridgetown, ON, N0P 2C0, Canada.  
(Email: [soltanin@uoguelph.ca](mailto:soltanin@uoguelph.ca))

John C. Fluttert<sup>1</sup>, Nader Soltani<sup>2</sup> , Mariano Galla<sup>3</sup>, David C. Hooker<sup>4</sup> ,  
Darren E. Robinson<sup>5</sup> and Peter H. Sikkema<sup>5</sup> 

<sup>1</sup>Graduate Student, Department of Plant Agriculture, University of Guelph, Ridgetown, ON, Canada; <sup>2</sup>Adjunct Professor, Department of Plant Agriculture, University of Guelph, Ridgetown, ON, Canada; <sup>3</sup>Product Development and Technical Service Representative, ISK Biosciences Inc., Concord, OH, USA; <sup>4</sup>Associate Professor, Department of Plant Agriculture, University of Guelph, Ridgetown, ON, Canada and <sup>5</sup>Professor, Department of Plant Agriculture, University of Guelph, Ridgetown, ON, Canada

### Abstract

The complementary modes of action of 4-hydroxyphenylpyruvate dioxygenase (HPPD) and photosystem II (PSII) inhibitors have been credited for the synergistic weed control improvement of several species. Recent research discovered that reactive oxygen species (ROS) generation and subsequent lipid peroxidation is the cause of cell death by the glutamine synthetase inhibitor glufosinate. Therefore, a basis for synergy exists between glufosinate and HPPD inhibitors, but the interaction has not been well reported. Four field experiments were conducted in Ontario, Canada, in 2020 and 2021 to determine the interaction between HPPD-inhibiting (mesotrione and tolypyralate) and ROS-generating (atrazine, bromoxynil, bentazon, and glufosinate) herbicides on control of annual weed species in corn (*Zea mays* L.). The ROS generators were synergistic with the HPPD inhibitors and provided  $\geq 95\%$  control of velvetleaf (*Abutilon theophrasti* Medik.), except for tolypyralate + glufosinate, which was additive at 8 wk after application (WAA) and provided 87% control. Tank mixes of HPPD inhibitors plus ROS generators were synergistic for the control of common ragweed (*Ambrosia artemisiifolia* L.), except for tolypyralate + glufosinate, which was antagonistic at 8 WAA. Tolpyralate + glufosinate was antagonistic for the control of barnyardgrass [*Echinochloa crus-galli* (L.) P. Beauv.] and *Setaria* spp. at 8 WAA. Common lambsquarters (*Chenopodium album* L.) control at 8 WAA was synergistic and  $\geq 95\%$  with mesotrione plus atrazine, bromoxynil, or glufosinate and with tolypyralate plus bromoxynil or bentazon. Herbicide tank mixes were generally additive for the control of wild mustard (*Sinapis arvensis* L.) at 8 WAA, except for the synergistic tank mixes of tolypyralate plus atrazine or bromoxynil; however, each tank mix provided 97% to 100% control of *S. arvensis*. Results from this study demonstrate that co-application of ROS generators with mesotrione or tolypyralate controlled all broadleaf weed species  $>90\%$  at 8 WAA, with the exceptions of *A. artemisiifolia* and *C. album* control with tolypyralate + glufosinate. Mesotrione plus PSII inhibitors controlled *E. crus-galli* and *Setaria* spp. 48 to 68 percentage points less than tolypyralate plus the respective PSII inhibitor at 8 WAA; however, mesotrione + glufosinate and tolypyralate + glufosinate controlled the grass weed species similarly.

### Introduction

Weed interference can reduce corn (*Zea mays* L.) yield. In a recent meta-analysis, uncontrolled weeds reduced corn yield by 50% on average in the primary corn-producing regions of the United States and Canada (Soltani et al. 2016). At varying weed densities, velvetleaf (*Abutilon theophrasti* Medik.), common ragweed (*Ambrosia artemisiifolia* L.), common lambsquarters (*Chenopodium album* L.), barnyardgrass [*Echinochloa crus-galli* (L.) P. Beauv.], giant foxtail (*Setaria faberi* Herrm.), and green foxtail [*Setaria viridis* (L.) P. Beauv.] interference reduced corn yield 32%, 80%, 58%, 35%, 18%, and 18%, respectively (Beckett et al. 1988; Bosnic and Swanton 1997; Scholes et al. 1995; Sibuga and Bandeen 1980; Weaver 2001). These weed species are widespread and problematic in corn production in the United States and Ontario, Canada (Van Wychen 2020). A timely, effective postemergence herbicide application can prevent corn yield loss from weed interference (Carey and Kells 1995; Myers et al. 2005).

Photosystem II (PSII)- and 4-hydroxyphenylpyruvate dioxygenase (HPPD)-inhibiting herbicides are commonly tank mixed for broad-spectrum postemergence weed control in corn

© The Author(s), 2022. Published by Cambridge University Press on behalf of the Weed Science Society of America. This is an Open Access article, distributed under the terms of the Creative Commons Attribution licence (<http://creativecommons.org/licenses/by/4.0/>), which permits unrestricted re-use, distribution and reproduction, provided the original article is properly cited.



**Table 1.** Year, location, soil characteristics, corn planting and harvest dates, herbicide application dates, and corn developmental stages at application for four field trials in Ontario, Canada, in 2020 and 2021.

Year	Research site	Soil characteristics <sup>a</sup>			Corn planting date	Corn harvest date	Treatment application information	
		Texture	OM <sup>a</sup>	pH			Application date	Corn developmental stage
2020	Ridgetown Campus	Sandy clay loam	3.1	7.0	May 26	November 5	June 19	V4
	Huron Research Station	Loam	3.6	7.9	May 6	October 26	June 12	V5
2021	Ridgetown Campus	Sandy clay loam	2.7	6.7	May 14	October 1	June 16	V5
	Huron Research Station	Clay loam	4.4	7.9	April 27	November 10	June 7	V5

<sup>a</sup>Soil cores taken to a depth of 15 cm and subsequent analysis at A&L Canada Laboratories Inc. (2136 Jetstream Road, London, ON N5V 3P5, Canada) were used to determine soil characteristics. OM, organic matter.

(Armel et al. 2008b; Johnson et al. 2002; Kohrt and Sprague 2017; Metzger et al. 2018; Whaley et al. 2006). Mesotrione and tolypyrate are HPPD inhibitors commonly applied postemergence in corn. Although the two herbicides have different weed control spectrums, both herbicides impede the production of homogentisic acid in susceptible plants (Metzger et al. 2018; Pallett et al. 1998; Schulz et al. 1993; Secor 1994). The lack of homogentisic acid inhibits the production of plastoquinone and tocopherols, which are needed for dissipation of reactive oxygen species (ROS) formed by the plant (Kruk et al. 2005; Pallett et al. 1998; Schulz et al. 1993; Trebst et al. 2002; Tsegaye et al. 2002). Cell destruction and plant death follow, as the plant can no longer quench ROS (Kruk et al. 2005; Trebst et al. 2002). The mode of action of PSII inhibitors is complementary with HPPD inhibitors. PSII inhibitors such as atrazine, bentazon, and bromoxynil occupy the Q<sub>B</sub> binding site on the D1 protein, which causes a buildup of ROS by displacing plastoquinone in the photosynthetic electron transport chain (Hess 2000). The buildup of ROS overloads the quenching capabilities of the carotenoid system and causes lipid peroxidation and subsequent plant death (Hess 2000). Synergy between the HPPD and PSII inhibitors can occur when co-applied, because (1) the HPPD inhibitors increase the binding efficiency of the PSII inhibitors to the D1 protein by plastoquinone depletion, and (2) the lack of ROS-quenching capabilities induced by the HPPD inhibitors amplifies cell membrane destruction by ROS generation from PSII inhibitors (Abendroth et al. 2006; Armel et al. 2005; Creech et al. 2004; Kim et al. 1999).

Synergistic, additive, or antagonistic interactions can occur when two herbicides from different modes of action are co-applied (Colby 1967). Synergistic, additive, or antagonistic interactions for weed control occur when the observed weed control is greater, equal, or less than expected, respectively (Colby 1967). The synergy between HPPD and PSII inhibitors has been reported for control of several weed species in corn; however, additive interactions are also common between the two herbicide sites of action (Armel et al. 2007; Hugie et al. 2008; Kohrt and Sprague 2017; Walsh et al. 2012; Willems et al. 2021; Woodyard et al. 2009a, 2009b).

The cause of cell death by the glutamine synthetase inhibitor glufosinate has recently been elucidated. The cause of cell death by glufosinate was assumed to be due to inhibition of carbon assimilation or ammonia accumulation after glufosinate application to susceptible plants (Wild et al. 1987). Takano et al. (2019) discovered that ammonia accumulation and carbon assimilation inhibition are secondary effects of glutamine synthetase inhibition. The cause of phytotoxicity by glufosinate is due to the production of ROS, which causes lipid peroxidation of cell membranes and cell

death (Takano et al. 2019). The recent finding of the cause of cell death by glufosinate suggests that the mode of action may be complementary to herbicides that reduce the quenching of ROS, such as HPPD inhibitors (Takano and Dayan 2020).

The interaction between HPPD- and PSII-inhibiting herbicides has been documented for the control of several weed species; however, the interaction of the two herbicides has not been comprehensively reported with tolypyrate, bentazon, or bromoxynil. Additionally, the recent discovery of the cause of phytotoxicity induced by glufosinate suggests that a basis for synergy exists between HPPD-inhibiting herbicides and glufosinate; however, an evaluation of the interaction between these two herbicides remains largely unexplored. Determining the level of control and interaction between HPPD-inhibiting and several ROS-generating (collective term for PSII inhibitors and glufosinate) herbicides on several weed species in corn is valuable, especially in regions where atrazine use is restricted or prohibited. Therefore, the objectives of this study were to determine: (1) the level of weed control with HPPD inhibitors and ROS generators applied alone and in combination and (2) to evaluate the type of interaction between HPPD inhibitors and ROS generators for control of several annual broadleaf and grass weed species in corn.

## Materials and Methods

Four field experiments were conducted in two growing seasons (2020 and 2021) at University of Guelph research sites in Ridgetown, ON, Canada (Ridgetown Campus, 42.45°N, 81.88°W) and near Exeter, ON, Canada (Huron Research Station, 43.32°N, 81.50°W) (Table 1). Fields were managed under conventional tillage practices. Fields were fertilized before planting to meet corn requirements. Corn was planted at a population of approximately 85,000 seeds ha<sup>-1</sup> to a seed depth of approximately 5 cm in rows spaced 75 cm apart. A glyphosate/glufosinate-resistant corn hybrid, DKC42-04RIB\* (Bayer CropScience Canada, 160 Quarry Boulevard SE, Calgary, AB T2C 3G3, Canada) was planted at the Huron Research Station in 2020 and 2021. Glyphosate/glufosinate-resistant corn hybrids, DKC42-60RIB\* and DKC39-97RIB\*, were planted at Ridgetown Campus in 2020 and 2021, respectively. Plots were 10-m long at the Huron Research Station and 8-m long at Ridgetown Campus. All plots were 3 m (4 corn rows) in width. Experiments were organized as a randomized complete block design with four blocks in each experiment. Detailed soil information, corn planting and harvest dates, herbicide application dates, and corn developmental stage at herbicide application are presented in Table 1.

**Table 2.** Herbicide active ingredient, mode of action, rate, trade name, and manufacturer for the study of the interaction between 4-hydroxyphenylpyruvate dioxygenase-inhibiting and reactive oxygen species-generating herbicides on the control of annual weed species in Ontario, Canada, in 2020 and 2021.

Herbicide active ingredient <sup>a</sup>	Mode of action <sup>b</sup>	Rate	Trade name	Manufacturer
Atrazine	PSII inhibitor	—g ai ha <sup>-1</sup> — 280	AAtrex® Liquid 480	Syngenta Canada Inc., 140 Research Lane, Guelph, ON N1G 4Z3, Canada, <a href="https://www.syngenta.ca">https://www.syngenta.ca</a>
Bentazon	PSII inhibitor	840	Basagran® Forté Herbicide Liquid	BASF Canada Inc., 100 Milverton Drive, Mississauga, ON L5R 4H1, Canada, <a href="https://www.basf.com/ca/en.html">https://www.basf.com/ca/en.html</a>
Bromoxynil	PSII inhibitor	280	Pardner® Herbicide	Bayer CropScience Inc., 160 Quarry Park Boulevard SE, Calgary, AB T2C 3G3, Canada, <a href="https://www.cropscience.bayer.ca/en">https://www.cropscience.bayer.ca/en</a>
Glufosinate	GS inhibitor	300	Liberty® 200 SN Herbicide	BASF Canada Inc., 100 Milverton Drive, Mississauga, ON L5R 4H1, Canada, <a href="https://www.basf.com/ca/en.html">https://www.basf.com/ca/en.html</a>
Mesotrione	HPPD inhibitor	100	Callisto® 480SC Herbicide	Syngenta Canada Inc., 140 Research Lane, Guelph, ON N1G 4Z3, Canada, <a href="https://www.syngenta.ca">https://www.syngenta.ca</a>
Tolpyralate	HPPD inhibitor	30	Shieldex® 400SC Herbicide	ISK Biosciences Corporation, 740 Auburn Road, Concord, OH 44077, USA, <a href="http://www.iskbc.com">http://www.iskbc.com</a>

<sup>a</sup>Appropriate adjuvants were used with each treatment: mesotrione included Agral® 90 (Syngenta Canada Inc., 140 Research Lane, Guelph, ON N1G 4Z3, Canada) at 0.2% v/v; tolpyralate included methylated seed oil (MSO Concentrate®, Loveland Products Inc., 3005 Rocky Mountain Avenue, Loveland, CO 80538, USA) at 0.5% v/v. Atrazine applied with no tank-mix partner included Assist® Oil Concentrate (BASF Canada Inc., 100 Milverton Drive, Mississauga, ON L5R 4H1, Canada) at 2 L ha<sup>-1</sup>.

<sup>b</sup>Abbreviations: GS, glutamine synthetase; HPPD, 4-hydroxyphenylpyruvate dioxygenase; PSII, photosystem II.

The study was arranged as a two-factor factorial. Factor A included three levels of HPPD-inhibiting herbicides: nontreated control, mesotrione, and tolpyralate. Factor B included five levels of ROS-generating herbicides: nontreated control, atrazine, bromoxynil, bentazon, and glufosinate. Herbicide specifics are presented in Table 2. All herbicide treatments were applied with a CO<sub>2</sub>-pressurized backpack sprayer calibrated to deliver 200 L ha<sup>-1</sup> at 240 kPa through four ULD120-02 spray nozzles (Pentair, 375 5th Avenue NW, New Brighton, MN 55112, USA) at 50-cm spacing on the spray boom, producing a 2-m spray width. Herbicide treatments were applied postemergence when the natural weed population in the nontreated control reached an average height of 15 cm. Sites contained natural infestations of *A. theophrasti*, *A. artemisiifolia*, *C. album*, wild mustard (*Sinapis arvensis* L.), *Setaria* spp., and *E. crus-galli*. *Setaria* spp. were grouped, because sites contained a heterogeneous population of *S. viridis* and *S. faberi*, and it was difficult to accurately distinguish between those species for data collection. Herbicide efficacy of atrazine, bromoxynil, bentazon, and glufosinate can be affected by the time of day of application (Doran and Andersen 1976; Montgomery et al. 2017; Stewart et al. 2009). In contrast, a lack of time of day of application effect on tolpyralate + atrazine efficacy has been reported for the control of several of the weed species investigated in this study (Langdon et al. 2021). Therefore, all herbicide treatments were applied within the period of 0900 to 1030 hours Eastern Daylight Saving Time to have consistent data among site-years.

Visible weed control was evaluated by species at 2, 4, and 8 wk after application (WAA) on a scale of 0% to 100% for each weed species as an assessment of aboveground weed biomass reduction relative to the nontreated control. At 1, 2, and 4 WAA, corn injury (aggregate of visible chlorosis and necrosis) was assessed on a 0% to 100% scale; 0% indicated no visible corn injury, and 100% signified complete corn death. Immediately after weed assessment at 8 WAA, density was determined for each weed species by counting the number of weeds by species within two randomly placed 0.5-m<sup>2</sup> quadrats per plot. The weeds were clipped at the soil surface, separated by species into paper bags, and placed in a kiln drier until the weed biomass reached constant moisture. Dry

biomass data for each weed species were recorded by weighing the dried biomass on an analytical scale. At corn harvest maturity, the center two rows of each plot were mechanically harvested with a small plot combine to obtain grain corn yield weight and harvest moisture. Statistical analysis of corn yield was run on grain yields corrected to 15.5% moisture.

### Statistical Analysis

Weed control, weed density, weed dry biomass, corn injury, and corn yield data were analyzed using a generalized linear mixed model in SAS v. 9.4 (SAS Institute, 100 SAS Campus Drive, Cary, NC 27513, USA). The variance was partitioned into the fixed effects of HPPD inhibitor (Factor A), ROS generator (Factor B), and the interaction between the two herbicides. The significance of fixed effects was determined with an *F*-test at a significance level of  $\alpha = 0.05$ . Environment (site and year combinations), replication within the environment, and the interaction of the environment with Factors A and B were the random effects. Random effects significance was determined using a restricted log-likelihood test with a type I error declared at  $\alpha = 0.05$ . Data for each response parameter were pooled across environments. Weed control data were analyzed by weed species. *Abutilon theophrasti*, *A. artemisiifolia*, *C. album*, *S. arvensis*, and *Setaria* spp. control and corn injury data at all assessment timings were arcsine square-root transformed. Data were back-transformed for the presentation of results. All weed density and dry biomass data were analyzed using a lognormal distribution with PROC GLIMMIX. The omega method of back-transformation (M Edwards, Ontario Agricultural College Statistics Consultant, University of Guelph, personal communication) was used to back-transform the density and dry biomass data for the presentation of results. *Echinochloa crus-galli* control and corn yield data were not transformed and were analyzed using a Gaussian distribution. The distributions and transformations chosen were those that best met the assumptions of the analysis by visual inspection of studentized residual plots and the Shapiro-Wilk statistic. The assumptions of the variance analysis were that the residuals were random, independent of treatment and design effects, homogeneous, and

**Table 3.** Least-squares means and significance of main effects and interaction for *Abutilon theophrasti* control (at 2 and 4 wk after application), density, and dry biomass in corn following the application of HPPD-inhibiting, ROS-generating, and HPPD-inhibiting plus ROS-generating herbicides from field trials in Ontario, Canada, in 2020 and 2021.<sup>a</sup>

Main effects	Rate —g ai ha <sup>-1</sup> —	Control <sup>b</sup>		Density —plants m <sup>-2</sup> —	Dry biomass —g m <sup>-2</sup> —
		2 WAA	4 WAA		
HPPD inhibitor <sup>c</sup>		— % —			
No tank-mix partner	—	20 b	21 b	4 b	5.0 b
Mesotrione	100	96 a	99 a	0 a	0.0 a
Tolpyralate	30	88 a	89 a	1 a	0.4 a
SE		3.1	3.1	0.3	0.4
HPPD inhibitor P-value		0.0039	0.0185	0.0082	0.0089
ROS generator <sup>c</sup>					
No tank-mix partner	—	35 d	42 c	2	1.9
Atrazine	280	79 b	80 ab	1	1.4
Bromoxynil	280	87 a	87 a	1	1.1
Bentazon	840	84 a	87 a	1	0.4
Glufosinate	300	71 c	76 b	2	2.5
SE		3.1	3.1	0.3	0.4
ROS generator P-value		0.0001	0.0012	0.2310	0.1875
Interaction					
HPPD inhibitor × ROS generator P-value		0.0570	0.0663	0.8984	0.1406

<sup>a</sup>Abbreviations: HPPD, 4-hydroxyphenylpyruvate dioxygenase; ROS, reactive oxygen species; WAA, weeks after application.

<sup>b</sup>Means within the same main effect and column followed by the same lowercase letter are not significantly different according to the Tukey-Kramer multiple range test ( $P < 0.05$ ).

<sup>c</sup>Appropriate adjuvants were used with each treatment: mesotrione included Agral® 90 (Syngenta Canada Inc., 140 Research Lane, Guelph, ON N1G 4Z3, Canada) at 0.2% v/v; tolpyralate included methylated seed oil (MSO Concentrate®, Loveland Products Inc., 3005 Rocky Mountain Avenue, Loveland, CO 80538, USA) at 0.5% v/v. Atrazine applied with no tank-mix partner included Assist® Oil Concentrate (BASF Canada Inc., 100 Milverton Drive, Mississauga, ON L5R 4H1, Canada) at 2 L ha<sup>-1</sup>.

normally distributed about a mean of zero. Least-squares means for the main effects (HPPD inhibitor or ROS generator) were only compared when there was no statistically significant interaction between the two herbicide factors. When the interaction between HPPD inhibitors and ROS generators was significant, the simple effects were presented and discussed. Main and simple effects least-squares means were separated using the Tukey-Kramer multiple range test with type I error set to  $\alpha = 0.05$ .

Expected weed control and corn injury for each herbicide tank mix within each block were calculated with Colby's equation (Equation 1) by using the observed values for HPPD inhibitor alone ( $X$ ) and ROS generator alone ( $Y$ ).

$$\text{Expected} = (X + Y) - [(X * Y)/100] \quad [1]$$

The modified Colby's equation (Equation 2), which includes the value from the nontreated control ( $Z$ ) within each block, was used to calculate the expected weed density and dry biomass for each herbicide tank mix.

$$\text{Expected} = [(X * Y)/Z] \quad [2]$$

Two-sided  $t$ -tests were used to compare the observed values and calculated expected values for weed control, weed density, weed dry biomass, and corn injury. Additive interactions were declared when the observed and expected values were similar. Synergistic or antagonistic interactions occurred when the observed and expected values were significantly different at  $\alpha = 0.05$ ; for the presentation of results,  $\alpha = 0.01$  was also noted.

## Results and Discussion

### *Abutilon theophrasti*

*Abutilon theophrasti* was present at Ridgeway Campus in 2020 and 2021, so the results presented are pooled from the two experiments. The interaction between HPPD inhibitors and ROS generators was not significant for *A. theophrasti* control at 2 and 4 WAA, density, and dry biomass, so the main effects are presented (Table 3). When averaged across ROS generators, mesotrione and tolpyralate provided 96% to 99% and 88% to 89% control of *A. theophrasti*, respectively, at 2 and 4 WAA. Bromoxynil and bentazon controlled *A. theophrasti* more than atrazine; glufosinate provided lower *A. theophrasti* control than the PSII inhibitors when averaged across the HPPD inhibitors at 2 WAA. At 4 WAA, bromoxynil and bentazon provided 87% control of *A. theophrasti*, which was greater than control by glufosinate; atrazine provided intermediate control and was similar to the other ROS generators when averaged across the HPPD inhibitors. When averaged across the ROS generators, mesotrione and tolpyralate caused 100% and 75% density reduction of *A. theophrasti*, respectively, but the density reduction between the two herbicides was not statistically significant. Mesotrione and tolpyralate decreased *A. theophrasti* dry biomass 92% to 100% when averaged across the ROS generators.

There was a statistically significant interaction between HPPD inhibitors and ROS generators for *A. theophrasti* control at 8 WAA ( $P = 0.0431$ ), so the effect of every HPPD inhibitor was analyzed by every ROS generator and the effect of every ROS generator was analyzed by every HPPD inhibitor. At 8 WAA, atrazine and glufosinate provided 20% and 22% control of *A. theophrasti*, respectively (Table 4). Bethke et al. (2013) also reported <40% control of *A. theophrasti* with glufosinate. Bentazon provided 49% control of *A. theophrasti* at 8 WAA, which was greater than control by atrazine and glufosinate but similar to bromoxynil control. Mesotrione controlled *A. theophrasti* 89% at 8 WAA; control improved to 99%

**Table 4.** *Abutilon theophrasti* control (at 2, 4, and 8 wk after application), density, and dry biomass in corn following the application of HPPD-inhibiting, ROS-generating, and HPPD-inhibiting plus ROS-generating herbicides from field trials in Ontario, Canada, in 2020 and 2021.<sup>a</sup>

Herbicide treatment <sup>b</sup>	No tank-mix partner <sup>c</sup>	Atrazine	Bromoxynil	Bentazon	Glufosinate	SE
<b>Control at 2 WAA</b>						
% <sup>d</sup>						
No tank-mix partner	0	17	38	39	26	2.7
Mesotrione	73	99 (78)**	100 (84)**	99 (84)**	95 (80)**	1.7
Tolpyralate	59	95 (66)**	96 (75)**	94 (75)**	82 (70)**	2.4
SE	6.7	7.8	5.9	5.8	6.3	
<b>Control at 4 WAA</b>						
No tank-mix partner	0	21	38	45	23	3.0
Mesotrione	84	100 (88)**	100 (90)**	100 (91)**	99 (88)**	1.4
Tolpyralate	66	93 (73)**	97 (79)**	95 (81)**	86 (74)*	2.3
SE	7.5	7.5	6.1	5.3	7.0	
<b>Control at 8 WAA</b>						
No tank-mix partner	0 b X	20 b Y	39 b YZ	49 b Z	22 b Y	3.3
Mesotrione	89 a Y	100 a Z (92)**	100 a Z (94)**	100 a Z (94)**	99 a Z (92)**	1.0
Tolpyralate	75 a Y	95 a Z (80)**	97 a Z (85)**	96 a Z (87)*	87 a YZ (81)	2.1
SE	8.2	7.5	6.2	5.1	7.2	
<b>Density</b>						
plants m <sup>-2</sup> d						
No tank-mix partner	5	4	4	2	8	0.7
Mesotrione	0	0 (0)	0 (0)	0 (0)	0 (0)	0.0
Tolpyralate	2	1 (2)	0 (1)	0 (1)	1 (5)	0.3
SE	0.6	0.6	0.6	0.5	1.1	
<b>Dry biomass</b>						
g m <sup>-2</sup> d						
No tank-mix partner	4.7	4.9	4.9	1.5	11.6	0.9
Mesotrione	0.0	0.0 (0.0)	0.0 (0.0)	0.0 (0.0)	0.0 (0.0)	0.0
Tolpyralate	1.7	0.7 (3.0)	0.0 (2.3)	0.0 (0.3)	0.1 (2.3)	0.4
SE	0.8	1.1	0.8	0.2	1.3	

<sup>a</sup>Abbreviations: HPPD, 4-hydroxyphenylpyruvate dioxygenase; ROS, reactive oxygen species; WAA, weeks after application.

<sup>b</sup>Appropriate adjuvants were used with each treatment: mesotrione included Agral® 90 (Syngenta Canada Inc., 140 Research Lane, Guelph, ON N1G 4Z3, Canada) at 0.2% v/v; tolpyralate included methylated seed oil (MSO Concentrate®, Loveland Products Inc., 3005 Rocky Mountain Avenue, Loveland, CO 80538, USA) at 0.5% v/v. Atrazine applied with no tank-mix partner included Assist® Oil Concentrate (BASF Canada Inc., 100 Milverton Drive, Mississauga, ON L5R 4H1, Canada) at 2 L ha<sup>-1</sup>.

<sup>c</sup>Means followed by the same lowercase letter within a column and response parameter or means followed by the same uppercase letter within a row are not significantly different according to the Tukey-Kramer multiple range test ( $P < 0.05$ ).

<sup>d</sup>Values in parentheses are expected values calculated from Colby's equation (Equation 1). Asterisks indicate significant differences between observed and expected values based on a two-sided t-test: \* $P < 0.05$ ; \*\* $P < 0.01$ .

to 100% with the addition of atrazine, bromoxynil, bentazon, or glufosinate. The tank mixes of mesotrione plus atrazine, bromoxynil, bentazon, or glufosinate were synergistic for the control of *A. theophrasti* at 2, 4, and 8 WAA. Previous research has also reported synergistic interactions with mesotrione + atrazine and mesotrione + bromoxynil for the control of *A. theophrasti* (Abendroth et al. 2006; Woodyard et al. 2009b). At 8 WAA, control of *A. theophrasti* with tolpyralate was improved 20 to 22 percentage points with the addition of a PSII inhibitor; however, glufosinate did not improve the control of *A. theophrasti* compared with tolpyralate applied alone. There was a synergistic increase in *A. theophrasti* control when tolpyralate was co-applied with atrazine, bromoxynil, bentazon, or glufosinate at 2, 4, and 8 WAA, with the exception that tolpyralate + glufosinate was additive at 8 WAA. In contrast, Metzger et al. (2018) did not find that the addition of atrazine to tolpyralate improved *A. theophrasti* control at 8 WAA.

### *Ambrosia artemisiifolia*

Results presented for *A. artemisiifolia* are the pooled results from four experiments. The interaction between HPPD inhibitors and ROS generators was significant for *A. artemisiifolia* control at 2, 4, and 8 WAA ( $P < 0.0001$ ). *Ambrosia artemisiifolia* control at 2 and 4 WAA followed a similar trend (Table 5). Among the ROS generators, glufosinate controlled *A. artemisiifolia* better than the PSII inhibitors at 2 and 4 WAA. Among the HPPD inhibitors, tolpyralate + atrazine controlled *A. artemisiifolia* more than mesotrione + atrazine, which is consistent with Metzger et al. (2018). The addition of an ROS generator to mesotrione or tolpyralate

increased *A. artemisiifolia* control to  $\geq 82\%$ . The addition of mesotrione or tolpyralate to an ROS generator improved *A. artemisiifolia* control, except for the addition of tolpyralate to glufosinate at 4 WAA.

Tolpyralate controlled *A. artemisiifolia* 28 percentage points more than mesotrione at 8 WAA (Table 5). Glufosinate provided 31 to 40 percentage points greater control of *A. artemisiifolia* than the PSII inhibitors at 8 WAA. Mesotrione or tolpyralate plus ROS generators provided 81% to 99% control of *A. artemisiifolia* at 8 WAA; there was no difference in control between mesotrione and tolpyralate when co-applied with an ROS generator. The addition of atrazine, bromoxynil, bentazon, or glufosinate to mesotrione improved *A. artemisiifolia* control 40 to 48 percentage points at 8 WAA. Similarly, Whaley et al. (2006) reported that the addition of atrazine to mesotrione improved *A. artemisiifolia* control 38 to 57 percentage points. In a previous study, mesotrione + glufosinate provided 94% control of *A. artemisiifolia*, which is comparable to the 92% control reported in this study (Armel et al. 2008a). At 8 WAA, the addition of atrazine or bromoxynil to tolpyralate improved *A. artemisiifolia* control to 98% and 96%, respectively. At 8 WAA, there was no increase in *A. artemisiifolia* control with the addition of bentazon or glufosinate to tolpyralate. The co-application of ROS generators plus mesotrione synergistically controlled *A. artemisiifolia*. Similarly, the tank mixes of the PSII inhibitors with tolpyralate were synergistic for the control of *A. artemisiifolia*. In contrast, the tank mix of tolpyralate + glufosinate was antagonistic for the control of *A. artemisiifolia*. Previous studies have reported that glufosinate tank mixes with glyphosate were antagonistic for the control of several broadleaf weed species (Besançon et al. 2018;

**Table 5.** *Ambrosia artemisiifolia* control (at 2, 4, and 8 wk after application), density, and dry biomass in corn following the application of HPPD-inhibiting, ROS-generating, and HPPD-inhibiting plus ROS-generating herbicides from field trials in Ontario, Canada in 2020 and 2021.<sup>a</sup>

Herbicide treatment <sup>b</sup>	No tank-mix partner <sup>c</sup>	Atrazine	Bromoxynil	Bentazon	Glufosinate	SE
<b>Control at 2 WAA</b>						
% <sup>d</sup>						
No tank-mix partner	0 c X	27 c Y	34 b Y	32 b Y	73 b Z	2.9
Mesotrione	43 b X	85 b Y (59)**	97 a Z (63)**	83 a Y (62)**	90 a YZ (85)**	2.3
Tolpyralate	70 a X	95 a Z (78)**	95 a Z (81)**	89 a YZ (80)**	84 a XY (92)**	1.2
SE	4.3	4.5	4.4	3.9	1.5	
<b>Control at 4 WAA</b>						
No tank-mix partner	0 c X	29 c Y	37 b Y	33 b Y	70 b Z	3.0
Mesotrione	47 b X	88 b Y (63)**	98 a Z (67)**	87 a Y (64)**	91 a YZ (84)**	2.2
Tolpyralate	77 a X	97 a Z (84)**	96 a Z (86)**	93 a YZ (85)**	82 ab XY (93)**	1.2
SE	4.7	4.5	4.3	4.2	2.1	
<b>Control at 8 WAA</b>						
No tank-mix partner	0 c X	28 b Y	37 b Y	32 b Y	68 b Z	3.1
Mesotrione	51 b Y	91 a Z (65)**	99 a Z (69)**	91 a Z (67)**	92 a Z (84)**	2.2
Tolpyralate	79 a Y	98 a Z (85)**	96 a Z (87)**	94 a YZ (86)**	81 ab Y (94)**	1.4
SE	4.9	4.7	4.5	4.4	2.5	
<b>Density</b>						
plants m <sup>-2</sup> <sup>d</sup>						
No tank-mix partner	36 a Z	22 b Z	19 b Z	30 b Z	11 a Z	2.5
Mesotrione	20 a Y	4 a YZ (13)*	1 a Z (14)**	4 a YZ (21)*	7 a YZ (8)	1.5
Tolpyralate	15 a Y	2 a Z (8)**	3 a Z (9)*	4 a YZ (10)	10 a YZ (5)	1.6
SE	3.5	1.9	2.0	2.5	2.5	
<b>Dry biomass</b>						
g m <sup>-2</sup> <sup>d</sup>						
No tank-mix partner	281.5 b Z	272.4 b Z	282.9 b Z	352.5 b Z	74.8 a Z	36.5
Mesotrione	129.9 ab Y	18.5 a YZ (96.4)*	1.4 a Z (113.5)**	25.4 a YZ (130.8)*	37.5 a YZ (36.6)	16.2
Tolpyralate	24.4 a YZ	1.8 a Z (16.6)*	7.3 a YZ (23.1)	12.4 a YZ (19.9)	66.5 a Y (8.8)**	9.6
SE	42.9	30.8	30.3	34.6	24.8	

<sup>a</sup>Abbreviations: HPPD, 4-hydroxyphenylpyruvate dioxygenase; ROS, reactive oxygen species; WAA, weeks after application.

<sup>b</sup>Appropriate adjuvants were used with each treatment: mesotrione included Agral® 90 (Syngenta Canada Inc., 140 Research Lane, Guelph, ON N1G 4Z3, Canada) at 0.2% v/v; tolpyralate included methylated seed oil (MSO Concentrate®, Loveland Products Inc., 3005 Rocky Mountain Avenue, Loveland, CO 80538, USA) at 0.5% v/v. Atrazine applied with no tank-mix partner included Assist® Oil Concentrate (BASF Canada Inc., 100 Milverton Drive, Mississauga, ON L5R 4H1, Canada) at 2 L ha<sup>-1</sup>.

<sup>c</sup>Means followed by the same lowercase letter within a column and response parameter or means followed by the same uppercase letter within a row are not significantly different according to the Tukey-Kramer multiple range test ( $P < 0.05$ ).

<sup>d</sup>Values in parentheses are expected values calculated from Colby's equation (Equation 1). Asterisks indicate significant differences between observed and expected values based on a two-sided  $t$ -test: \* $P < 0.05$ ; \*\* $P < 0.01$ .

Bethke et al. 2013; Meyer and Norsworthy 2019). The antagonism has been attributed to reduced absorption and translocation of glyphosate when tank mixed with glufosinate (Besançon et al. 2018; Meyer et al. 2020). It is plausible that glufosinate induced similar antagonistic mechanisms on tolpyralate to cause the antagonistic interaction; however, this remains to be investigated.

The interaction between HPPD inhibitors and ROS generators was significant for *A. artemisiifolia* density ( $P = 0.0364$ ) and dry biomass ( $P = 0.0376$ ). No ROS generator or HPPD inhibitor applied alone reduced the *A. artemisiifolia* density in comparison to the nontreated control (Table 5). The addition of mesotrione or tolpyralate to the PSII inhibitors reduced *A. artemisiifolia* density more than the PSII inhibitors applied alone. In contrast, the addition of mesotrione or tolpyralate to glufosinate did not improve the reduction in *A. artemisiifolia* density. Except for tolpyralate + bentazon, the tank mixes of mesotrione or tolpyralate with atrazine, bromoxynil, or bentazon were synergistic for the reduction in *A. artemisiifolia* density. Consistent with the density data, no ROS generator decreased the dry biomass of *A. artemisiifolia*. In contrast, tolpyralate applied alone reduced the *A. artemisiifolia* dry biomass by 91%. In agreement with *A. artemisiifolia* control and density data, the addition of mesotrione or tolpyralate to the PSII inhibitors reduced dry biomass of *A. artemisiifolia* compared with the PSII inhibitors applied alone. The reduction in *A. artemisiifolia* dry biomass was synergistic with mesotrione plus atrazine, bromoxynil, or bentazon. The reduction in dry biomass of *A. artemisiifolia* was synergistic with tolpyralate + atrazine, but additive with tolpyralate plus bromoxynil or bentazon. Consistent with the control data, the tank mix of

tolpyralate + glufosinate was antagonistic for *A. artemisiifolia* dry biomass reduction.

### *Chenopodium album*

Results of *C. album* are pooled results from four experiments. The interaction between HPPD inhibitors and ROS generators was significant for *C. album* control at 2, 4, and 8 WAA ( $P < 0.0001$ ). Tolpyralate and mesotrione controlled *C. album* similarly at 2 and 4 WAA (Table 6). The addition of mesotrione or tolpyralate to the ROS generators improved *C. album* control compared with the ROS generators applied alone at 2 and 4 WAA. Poor control (35% to 61%) of *C. album* with atrazine, bromoxynil, bentazon, and glufosinate is consistent with previous research (Bethke et al. 2013; Woodyard et al. 2009a). Mesotrione + glufosinate controlled *C. album* more than tolpyralate + glufosinate at 2 and 4 WAA. Mesotrione tank mixed with any ROS generator synergistically controlled *C. album* 94% to 99% at 2 and 4 WAA. Tolpyralate tank mixed with glufosinate was additive for the control of *C. album* at 2 and 4 WAA, but tank mixes of tolpyralate with the PSII inhibitors were synergistic.

At 8 WAA, mesotrione controlled *C. album* 12 percentage points more than tolpyralate (Table 7). At 8 WAA, the addition of atrazine or bromoxynil to mesotrione improved control to 99% to 100%; however, addition of bentazon or glufosinate to mesotrione did not improve *C. album* control compared with mesotrione applied alone. Similarly, Armel et al. (2003) documented >90% control of *C. album* with mesotrione applied alone. The tank mixes of mesotrione plus atrazine, bromoxynil, or

**Table 6.** Least-squares means and significance of main effects and interaction for *Chenopodium album* density and dry biomass in corn following the application of HPPD-inhibiting, ROS-generating, and HPPD-inhibiting plus ROS-generating herbicides from field trials in Ontario, Canada, in 2020 and 2021.<sup>a</sup>

Main effects	Rate	Density <sup>b</sup>	Dry biomass
	g ai ha <sup>-1</sup>	plants m <sup>-2</sup>	g m <sup>-2</sup>
<b>HPPD inhibitor<sup>c</sup></b>			
No tank-mix partner	—	18 c	52.3 b
Mesotrione	100	1 a	1.2 a
Tolpyralate	30	7 b	10.0 ab
SE		0.8	4.4
HPPD inhibitor P-value		0.0007	0.0166
<b>ROS generator<sup>c</sup></b>			
No tank-mix partner	—	12 c	15.8
Atrazine	280	4 a	7.6
Bromoxynil	280	6 ab	12.7
Bentazon	840	7 ab	12.8
Glufosinate	300	10 bc	20.8
SE		0.8	4.4
ROS generator P-value		0.0126	0.1177
<b>Interaction</b>			
HPPD inhibitor × ROS generator P-value		0.4051	0.0643

<sup>a</sup>Abbreviations: HPPD, 4-hydroxyphenylpyruvate dioxygenase; ROS, reactive oxygen species; WAA, weeks after application.

<sup>b</sup>Means within the same main effect and column followed by the same lowercase letter are not significantly different according to the Tukey-Kramer multiple range test ( $P < 0.05$ ).

<sup>c</sup>Appropriate adjuvants were used with each treatment: mesotrione included Agral® 90 (Syngenta Canada Inc., 140 Research Lane, Guelph, ON N1G 4Z3, Canada) at 0.2% v/v; tolpyralate included methylated seed oil (MSO Concentrate®, Loveland Products Inc., 3005 Rocky Mountain Avenue, Loveland, CO 80538, USA) at 0.5% v/v. Atrazine applied with no tank-mix partner included Assist® Oil Concentrate (BASF Canada Inc., 100 Milverton Drive, Mississauga, ON L5R 4H1, Canada) at 2 L ha<sup>-1</sup>.

glufosinate were synergistic for *C. album* control at 8 WAA. Woodyard et al. (2009a) also reported that mesotrione plus atrazine or bromoxynil was synergistic for the control of *C. album*. Mesotrione + bentazon was additive for the control of *C. album* at 8 WAA. The addition of a PSII inhibitor to tolpyralate increased *C. album* control to 95% to 97%; there was no increase in *C. album* control when glufosinate was added to tolpyralate. In contrast, Metzger et al. (2018) did not report a benefit of adding atrazine to tolpyralate for *C. album* control at 8 WAA. Tolpyralate + bromoxynil controlled *C. album* more than tolpyralate + glufosinate at 8 WAA. Tolpyralate plus bentazon or bromoxynil was synergistic for the control of *C. album* at 8 WAA; however, tolpyralate plus atrazine or glufosinate was additive for the control of *C. album*.

There was no interaction between HPPD inhibitors and ROS generators for the density and dry biomass reduction of *C. album*; therefore, the main effects are discussed (Table 6). When averaged across the ROS generators, mesotrione reduced *C. album* density by 94%, which was greater than the 61% reduction by tolpyralate. When averaged across the ROS generators, tolpyralate did not reduce *C. album* dry biomass; however, mesotrione reduced the dry biomass by 98%. When averaged across the HPPD inhibitors, atrazine, bromoxynil, and bentazon reduced the density of *C. album* by 67%, 50%, and 42%, respectively; glufosinate did not reduce the density of *C. album*.

### *Sinapis arvensis*

*Sinapis arvensis* results presented are the pooled results from the Huron Research Station in 2020 and 2021. The interaction between

HPPD inhibitors and ROS generators was significant for *S. arvensis* control at 2, 4, and 8 WAA ( $P = 0.0002$  at 2 WAA;  $P < 0.0001$  at 4 and 8 WAA). Glufosinate controlled *S. arvensis* more than atrazine at 2 WAA, whereas bromoxynil and bentazon provided intermediate control (Table 8). Mesotrione provided 50 percentage points greater control of *S. arvensis* than tolpyralate at 2 WAA. At 2 WAA, mesotrione + atrazine controlled *S. arvensis* more than tolpyralate + atrazine. The addition of either HPPD inhibitor to bromoxynil improved *S. arvensis* control similarly at 2 WAA. At 2 WAA, *S. arvensis* control was not improved at any assessment timing with the addition of an HPPD inhibitor to bentazon or glufosinate. *Sinapis arvensis* control with mesotrione was improved by the addition of atrazine or glufosinate, but not by the addition of bromoxynil or bentazon at 2 WAA. The addition of an ROS generator to tolpyralate improved control to 94% to 96% at 2 WAA. The tank mixes of mesotrione + atrazine and tolpyralate plus atrazine or bromoxynil were synergistic at 2 WAA for *S. arvensis* control.

Glufosinate and bentazon controlled *S. arvensis* more than atrazine at 4 WAA; bromoxynil control was intermediate and similar to that of the other ROS generators (Table 8). Mesotrione provided 60 percentage points greater control of *S. arvensis* than tolpyralate at 4 WAA. The addition of mesotrione or tolpyralate to the ROS generators controlled *S. arvensis* 100% and 96% to 98%, respectively, at 4 WAA. Additionally, mesotrione tank mixed with each ROS generator controlled *S. arvensis* more than tolpyralate tank mixed with the respective ROS generator at 4 WAA. The co-application of mesotrione with atrazine, bromoxynil, or bentazon resulted in a synergistic increase in *S. arvensis* control at 4 WAA. In contrast, tolpyralate + bentazon was additive for the control of *S. arvensis* at 4 WAA, while tolpyralate plus atrazine or bromoxynil was synergistic.

At 8 WAA, mesotrione controlled *S. arvensis* 60 percentage points more than tolpyralate (Table 8). Metzger et al. (2018) also reported poor *S. arvensis* control with tolpyralate applied alone. At 8 WAA, the addition of an ROS generator to mesotrione did not improve *S. arvensis* control. Control of *S. arvensis* with mesotrione plus atrazine, bromoxynil, bentazon, or glufosinate was 100% at 8 WAA. Metzger et al. (2018) also documented 100% *S. arvensis* control with mesotrione + atrazine at 8 WAA. The high level of *S. arvensis* control by mesotrione and the ROS generators applied alone is likely the reason for the inability to report synergy between mesotrione and ROS generators for the control of *S. arvensis* at 8 WAA. The addition of an ROS generator to tolpyralate improved *S. arvensis* control from 38% to 97% to 99%. Synergy with tolpyralate plus atrazine or bromoxynil occurred for the control of *S. arvensis* at 8 WAA.

*Sinapis arvensis* density and dry biomass had a significant interaction between HPPD inhibitor and ROS generator, so each herbicide factor was analyzed by the other herbicide factor ( $P = 0.0334$  for density;  $P = 0.0040$  for dry biomass). The ROS generators reduced *S. arvensis* density 81% to 99% (Table 8). Tolpyralate did not reduce the density of *S. arvensis* relative to the nontreated control, but mesotrione reduced density 97%. Consistent with *S. arvensis* control at 4 and 8 WAA, the addition of an ROS generator did not improve *S. arvensis* density reduction with mesotrione. In contrast, the addition of the ROS generators to tolpyralate improved the reduction in *S. arvensis* density to levels similar to those seen with mesotrione tank mixes. The dry biomass of *S. arvensis* was reduced 93% to 100% with the use of ROS generators applied individually. Tolpyralate did not reduce *S. arvensis* dry biomass. Mesotrione and its respective tank mixes reduced

**Table 7.** *Chenopodium album* control (at 2, 4, and 8 wk after application), density, and dry biomass in corn following the application of HPPD-inhibiting, ROS-generating, and HPPD-inhibiting plus ROS-generating herbicides from field trials in Ontario, Canada, in 2020 and 2021.<sup>a</sup>

Herbicide treatment <sup>b</sup>	No tank-mix partner <sup>c</sup>	Atrazine	Bromoxynil	Bentazon	Glufosinate	SE
<b>Control at 2 WAA</b>						
% <sup>d</sup>						
No tank-mix partner	0 b X	54 b Z	35 b Y	40 b YZ	47 c YZ	2.4
Mesotrione	77 a Y	98 a Z (90)**	98 a Z (86)**	94 a Z (86)**	97 a Z (89)**	1.1
Tolpyralate	72 a Y	94 a Z (88)**	95 a Z (82)**	92 a Z (83)**	88 b Z (86)	1.1
SE	5.2	2.9	4.3	3.8	3.5	
<b>Control at 4 WAA</b>						
No tank-mix partner	0 b X	61 b Z	37 b Y	40 b Y	37 c Y	2.6
Mesotrione	87 a Y	99 a Z (95)**	99 a Z (92)**	96 a YZ (93)**	97 a Z (92)**	0.7
Tolpyralate	78 a X	95 a YZ (91)*	96 a Z (86)**	94 a YZ (87)**	86 b XY (86)	1.0
SE	5.7	2.7	4.3	3.9	4.1	
<b>Control at 8 WAA</b>						
No tank-mix partner	0 c X	67 b Z	42 b Y	43 b Y	34 c Y	3.0
Mesotrione	92 a Y	99 a Z (97)**	100 a Z (96)**	97 a YZ (96)	99 a YZ (95)**	0.5
Tolpyralate	80 b X	95 a YZ (93)	97 a Z (88)**	95 a YZ (89)**	86 b XY (87)	1.1
SE	6.0	2.3	4.3	3.9	4.3	
<b>Density</b>						
plants m <sup>-2 d</sup>						
No tank-mix partner	25	11	16	16	24	2.0
Mesotrione	2	1 (1)	1 (1)	2 (2)	1 (2)	0.4
Tolpyralate	11	4 (7)	4 (10)	5 (12)	10 (16)	0.7
SE	2.4	1.1	1.4	1.4	2.5	
<b>Dry biomass</b>						
g m <sup>-2 d</sup>						
No tank-mix partner	75.3	23.0	70.4	39.8	84.5	11.7
Mesotrione	0.6	0.7 (0.4)	1.8 (0.4)	3.6 (0.9)	0.5 (1.5)	1.0
Tolpyralate	11.1	8.6 (5.8)	6.0 (11.2)	9.3 (15.6)	18.3 (27.4)	2.4
SE	13.2	4.3	8.6	8.7	11.5	

<sup>a</sup>Abbreviations: HPPD, 4-hydroxyphenylpyruvate dioxygenase; ROS, reactive oxygen species; WAA, weeks after application.

<sup>b</sup>Appropriate adjuvants were used with each treatment: mesotrione included Agral® 90 (Syngenta Canada Inc., 140 Research Lane, Guelph, ON N1G 4Z3, Canada) at 0.2% v/v; tolpyralate included methylated seed oil (MSO Concentrate®, Loveland Products Inc., 3005 Rocky Mountain Avenue, Loveland, CO 80538, USA) at 0.5% v/v. Atrazine applied with no tank-mix partner included Assist® Oil Concentrate (BASF Canada Inc., 100 Milverton Drive, Mississauga, ON L5R 4H1, Canada) at 2 L ha<sup>-1</sup>.

<sup>c</sup>Means followed by the same lowercase letter within a column and response parameter or means followed by the same uppercase letter within a row are not significantly different according to the Tukey-Kramer multiple range test ( $P < 0.05$ ).

<sup>d</sup>Values in parentheses are expected values calculated from Colby's equation (Equation 1). Asterisks indicate significant differences between observed and expected values based on a two-sided  $t$ -test: \* $P < 0.05$ ; \*\* $P < 0.01$ .

**Table 8.** *Sinapis arvensis* control (at 2, 4, and 8 wk after application), density, and dry biomass in corn following the application of HPPD-inhibiting, ROS-generating, and HPPD-inhibiting plus ROS-generating herbicides from field trials in Ontario, Canada, in 2020 and 2021.<sup>a</sup>

Herbicide treatment <sup>d</sup>	No tank-mix partner <sup>c</sup>	Atrazine	Bromoxynil	Bentazon	Glufosinate	SE
<b>Control at 2 WAA</b>						
% <sup>d</sup>						
No tank-mix partner	0 c X	74 c Y	79 b YZ	94 a YZ	96 a Z	5.7
Mesotrione	84 a Y	99 a Z (96)*	99 a YZ (97)	99 a YZ (99)	100 a Z (99)	1.4
Tolpyralate	34 b Y	94 b Z (83)**	96 a Z (87)**	96 a Z (96)	95 a Z (97)	4.0
SE	7.3	2.6	2.2	0.8	0.9	
<b>Control at 4 WAA</b>						
No tank-mix partner	0 c X	80 c Y	88 c YZ	96 b Z	97 b Z	5.9
Mesotrione	97 a Z	100 a Z (99)*	100 a Z (100)*	100 a Z (100)*	100 a Z (100)	0.5
Tolpyralate	37 b Y	96 b Z (88)**	98 b Z (93)**	96 b Z (98)	96 b Z (98)	3.9
SE	8.3	2.1	1.3	0.5	0.6	
<b>Control at 8 WAA</b>						
No tank-mix partner	0 c X	84 b Y	90 b YZ	98 a Z	98 a Z	6.0
Mesotrione	98 a Z	100 a Z (100)	100 a Z (100)	100 a Z (100)	100 a Z (100)	0.4
Tolpyralate	38 b Y	98 a Z (90)**	99 a Z (94)**	98 a Z (99)	97 a Z (99)	3.9
SE	8.5	1.8	1.2	0.3	0.5	
<b>Density</b>						
plants m <sup>-2 d</sup>						
No tank-mix partner	67 b Y	13 b Z	5 b Z	2 a Z	1 a Z	5.7
Mesotrione	2 a Z	0 a Z (1)	0 a Z (0)	0 a Z (1)	0 a Z (0)	1.4
Tolpyralate	45 b Y	2 ab Z (11)	1 ab Z (2)	3 a Z (2)	2 a Z (1)	4.4
SE	10.2	1.9	0.9	0.5	0.6	
<b>Dry biomass</b>						
g m <sup>-2 d</sup>						
No tank-mix partner	84.1 b Y	5.5 b Z	2.6 a Z	0.5 a Z	0.2 a Z	6.5
Mesotrione	0.3 a Z	0.0 a Z (0.0)	0.0 a Z (0.0)	0.0 a Z (0.0)	0.0 a Z (0.0)	0.1
Tolpyralate	34.6 b Y	0.7 ab Z (2.5)	1.1 a Z (0.9)	0.7 a Z (0.4)	1.4 a Z (0.1)	3.1
SE	10.0	0.8	0.6	0.1	0.4	

<sup>a</sup>Abbreviations: HPPD, 4-hydroxyphenylpyruvate dioxygenase; ROS, reactive oxygen species; WAA, weeks after application.

<sup>b</sup>Appropriate adjuvants were used with each treatment: mesotrione included Agral® 90 (Syngenta Canada Inc., 140 Research Lane, Guelph, ON N1G 4Z3, Canada) at 0.2% v/v; tolpyralate included methylated seed oil (MSO Concentrate®, Loveland Products Inc., 3005 Rocky Mountain Avenue, Loveland, CO 80538, USA) at 0.5% v/v. Atrazine applied with no tank-mix partner included Assist® Oil Concentrate (BASF Canada Inc., 100 Milverton Drive, Mississauga, ON L5R 4H1, Canada) at 2 L ha<sup>-1</sup>.

<sup>c</sup>Means followed by the same lowercase letter within a column and response parameter or means followed by the same uppercase letter within a row are not significantly different according to the Tukey-Kramer multiple range test ( $P < 0.05$ ).

<sup>d</sup>Values in parentheses are expected values calculated from Colby's equation (Equation 1). Asterisks indicate significant differences between observed and expected values based on a two-sided  $t$ -test: \* $P < 0.05$ ; \*\* $P < 0.01$ .



**Table 9.** *Echinochloa crus-galli* control (at 2, 4, and 8 wk after application), density, and dry biomass in corn following the application of HPPD-inhibiting, ROS-generating, and HPPD-inhibiting plus ROS-generating herbicides generators from field trials in Ontario, Canada, in 2020 and 2021.<sup>a</sup>

Herbicide treatment <sup>b</sup>	No tank-mix partner <sup>c</sup>	Atrazine	Bromoxynil	Bentazon	Glufosinate	SE
<b>Control at 2 WAA</b>						
% <sup>d</sup>						
No tank-mix partner	0 b Y	1 c Y	1 c Y	2 c Y	68 a Z	3.1
Mesotrione	16 b Y	25 b Y (16)**	27 b Y (17)**	26 b Y (17)**	76 a Z (74)	2.9
Tolpyralate	64 a Z	75 a Z (65)**	74 a Z (65)*	72 a Z (65)*	82 a Z (88)**	1.1
SE	4.2	4.8	4.7	4.5	1.9	
<b>Control at 4 WAA</b>						
No tank-mix partner	0 b Y	0 c Y	0 b Y	0 b Y	65 a Z	3.0
Mesotrione	13 b Y	23 b Y (13)**	18 b Y (14)*	18 b Y (13)	70 a Z (71)	2.8
Tolpyralate	67 a Z	72 a Z (67)	71 a Z (67)	72 a Z (67)	78 a Z (87)**	1.8
SE	4.5	4.7	4.7	4.8	2.4	
<b>Control at 8 WAA</b>						
No tank-mix partner	0 b Y	0 c Y	0 b Y	0 b Y	62 a Z	2.9
Mesotrione	12 b Y	23 b Y (12)**	17 b Y (12)*	16 b Y (12)	68 a Z (67)	2.8
Tolpyralate	68 a Z	71 a Z (68)	72 a Z (68)	72 a Z (68)	77 a Z (86)**	2.0
SE	4.7	4.7	4.9	4.9	2.5	
<b>Density</b>						
plants m <sup>-2</sup> <sup>d</sup>						
No tank-mix partner	27	49	25	33	66	7.5
Mesotrione	15	18 (13)	13 (20)	18 (14)	34 (14)*	3.0
Tolpyralate	63	24 (174)	22 (98)	18 (91)	46 (231)	5.4
SE	8.0	5.2	4.4	4.4	11.4	
<b>Dry biomass</b>						
g m <sup>-2</sup> <sup>d</sup>						
No tank-mix partner	34.1	53.7	25.0	37.4	50.8	5.5
Mesotrione	16.9	21.4 (10.7)	21.2 (19.5)	11.2 (8.1)	31.9 (8.8)**	4.7
Tolpyralate	75.0	22.9 (80.8)	20.9 (148.9)	36.7 (66.5)	46.0 (175.0)	8.9
SE	11.3	9.8	5.6	7.0	8.6	

<sup>a</sup>Abbreviations: HPPD, 4-hydroxyphenylpyruvate dioxygenase; ROS, reactive oxygen species; WAA, weeks after application.

<sup>b</sup>Appropriate adjuvants were used with each treatment: mesotrione included Agral® 90 (Syngenta Canada Inc., 140 Research Lane, Guelph, ON N1G 4Z3, Canada) at 0.2% v/v; tolpyralate included methylated seed oil (MSO Concentrate®, Loveland Products Inc., 3005 Rocky Mountain Avenue, Loveland, CO 80538, USA) at 0.5% v/v. Atrazine applied with no tank-mix partner included Assist® Oil Concentrate (BASF Canada Inc., 100 Milverton Drive, Mississauga, ON L5R 4H1, Canada) at 2 L ha<sup>-1</sup>.

<sup>c</sup>Means followed by the same lowercase letter within a column and response parameter or means followed by the same uppercase letter within a row are not significantly different according to the Tukey-Kramer multiple range test (P < 0.05).

<sup>d</sup>Values in parentheses are expected values calculated from Colby's equation (Equation 1). Asterisks indicate significant differences between observed and expected values based on a two-sided t-test: \*P < 0.05; \*\*P < 0.01.

*S. arvensis* dry biomass 100%. When ROS generators were added to tolpyralate, the dry biomass reduction of *S. arvensis* was similar to that of mesotrione and the respective tank-mix partner. All tank-mix combinations had an additive effect for density and dry biomass reduction of *S. arvensis*.

### *Echinochloa crus-galli*

*Echinochloa crus-galli* results are pooled across four experiments. The interaction between HPPD inhibitors and ROS generators was significant for *E. crus-galli* control at 2, 4, and 8 WAA (P < 0.0001). Tolpyralate provided 64% control of *E. crus-galli* at 2 WAA, whereas mesotrione did not provide control (Table 9). Glufosinate was the only ROS generator applied alone that provided *E. crus-galli* control at 2 WAA. Previous studies have reported <20% control or fresh weight reduction of *E. crus-galli* with PSII inhibitors (Jordan et al. 1993; Minton et al. 1989). At 2 WAA, the addition of mesotrione to atrazine, bromoxynil, or bentazon improved *E. crus-galli* control; however, glufosinate efficacy was not enhanced with the addition of mesotrione. Synergistic interactions occurred for the control of *E. crus-galli* with mesotrione plus atrazine, bromoxynil, or bentazon tank mixes, while mesotrione + glufosinate was additive at 2 WAA. At 2 WAA, all tolpyralate tank mixes except for the tank mix with glufosinate controlled *E. crus-galli* more than the respective tank mix of mesotrione. Metzger et al. (2018) also reported that tolpyralate + atrazine controlled *E. crus-galli* more than mesotrione + atrazine at 2 WAA. Similar to mesotrione tank

mixes, there was a synergistic interaction for the control of *E. crus-galli* when tolpyralate was co-applied with atrazine, bromoxynil, or bentazon, but the interaction was antagonistic with the co-application of tolpyralate + glufosinate at 2 WAA.

*Echinochloa crus-galli* control at 4 and 8 WAA followed similar trends (Table 9). Atrazine, bromoxynil, and bentazon did not control *E. crus-galli*, while glufosinate provided ≥62% control of *E. crus-galli* at 4 and 8 WAA. In contrast to tolpyralate, mesotrione did not provide *E. crus-galli* control at 4 and 8 WAA. At 4 and 8 WAA, control of *E. crus-galli* with glufosinate was not improved with the addition of either HPPD inhibitor. In contrast, the addition of mesotrione to atrazine synergistically improved *E. crus-galli* control to 23%. The level of *E. crus-galli* control provided by mesotrione and its tank mixes with PSII inhibitors was not acceptable despite some observed synergistic responses. Glufosinate was the best tank-mix partner with mesotrione for control of *E. crus-galli* at 4 and 8 WAA. In contrast to mesotrione, the addition of an ROS generator to tolpyralate did not improve *E. crus-galli* control at 4 and 8 WAA. Tolpyralate + glufosinate was antagonistic for the control of *E. crus-galli*, but control was similar to control with tolpyralate alone and with tolpyralate plus the other ROS generators. Uptake and translocation of glyphosate in *E. crus-galli* can be reduced when tank mixed with glufosinate, so it is possible that glufosinate induces similar antagonistic effects on tolpyralate (Meyer and Norsworthy 2019; Meyer et al. 2020). Future work should investigate whether glufosinate reduces the uptake and translocation of tolpyralate as a mechanism of antagonism in *E. crus-galli*.

**Table 10.** *Setaria* spp. control (at 2, 4, and 8 wk after application), density, and dry biomass in corn following the application of HPPD-inhibiting, ROS-generating, and HPPD-inhibiting plus ROS-generating herbicides from field trials in Ontario, Canada, in 2020 and 2021.<sup>a</sup>

Herbicide treatment <sup>b</sup>	No tank-mix partner <sup>c</sup>	Atrazine	Bromoxynil	Bentazon	Glufosinate	SE
<b>Control at 2 WAA</b>						
% <sup>d</sup>						
No tank-mix partner	0 c Y	0 c Y	0 c Y	1 c Y	84 a Z	3.7
Mesotrione	11 b Y	15 b Y (11) <sup>c</sup>	15 b Y (12)	16 b Y (12)	88 a Z (86)	3.3
Tolpyralate	71 a Y	81 a YZ (71)**	78 a Y (72)	79 a Y (72)*	92 a Z (96)	1.1
SE	4.6	5.1	4.9	4.9	1.1	
<b>Control at 4 WAA</b>						
No tank-mix partner	0 c Y	0 c Y	0 c Y	0 c Y	79 a Z	3.6
Mesotrione	8 b Y	14 b Y (8)	12 b Y (9)	15 b Y (8)*	85 a Z (81)	3.3
Tolpyralate	72 a Y	80 a YZ (72)*	75 a Y (72)	79 a YZ (72)*	89 a Z (94)*	1.5
SE	4.7	5.1	4.8	5.0	1.2	
<b>Control at 8 WAA</b>						
No tank-mix partner	0 c Y	0 c Y	0 c Y	0 c Y	78 a Z	3.5
Mesotrione	5 b Y	13 b Y (5)**	8 b Y (5)	11 b Y (5)*	83 a Z (80)	3.4
Tolpyralate	75 a Y	80 a YZ (75)	76 a YZ (75)	79 a YZ (75)	89 a Z (95)*	1.6
SE	5.0	5.1	5.0	5.1	1.4	
<b>Density</b>						
plants m <sup>-2</sup> <sup>d</sup>						
No tank-mix partner	71 b Y	53 ab Y	65 a Y	64 a Y	21 a Z	7.9
Mesotrione	77 b YZ	78 b Y (86)	86 a Y (93)	81 a Y (101)	44 a Z (31)	10.9
Tolpyralate	30 a Z	30 a YZ (36)	50 a Y (41)	38 a YZ (40)	23 a Z (10)**	4.8
SE	11.8	8.9	11.0	10.8	11.7	
<b>Dry biomass</b>						
g m <sup>-2</sup> <sup>d</sup>						
No tank-mix partner	105.0 b Y	86.5 ab Y	163.3 ab Y	110.2 ab Y	10.0 a Z	17.3
Mesotrione	184.6 b Y	225.7 b Y (424.0)	219.8 b Y (593.3)	219.0 b Y (486.0)	33.8 a Z (27.1)	19.8
Tolpyralate	15.8 a YZ	17.7 a YZ (40.1)	36.9 a Y (52.7)	27.5 a YZ (39.3)	7.9 a Z (3.5)*	5.2
SE	20.8	22.5	27.0	23.3	3.5	

<sup>a</sup>Abbreviations: HPPD, 4-hydroxyphenylpyruvate dioxygenase; ROS, reactive oxygen species; WAA, weeks after application.

<sup>b</sup>Appropriate adjuvants were used with each treatment: mesotrione included Agral® 90 (Syngenta Canada Inc., 140 Research Lane, Guelph, ON N1G 4Z3, Canada) at 0.2% v/v; tolpyralate included methylated seed oil (MSO Concentrate®, Loveland Products Inc., 3005 Rocky Mountain Avenue, Loveland, CO 80538, USA) at 0.5% v/v. Atrazine applied with no tank-mix partner included Assist® Oil Concentrate (BASF Canada Inc., 100 Milverton Drive, Mississauga, ON L5R 4H1, Canada) at 2 L ha<sup>-1</sup>.

<sup>c</sup>Means followed by the same lowercase letter within a column and response parameter or means followed by the same uppercase letter within a row are not significantly different according to the Tukey-Kramer multiple range test ( $P < 0.05$ ).

<sup>d</sup>Values in parentheses are expected values calculated from Colby's equation (Equation 1). Asterisks indicate significant differences between observed and expected values based on a two-sided t-test: \* $P < 0.05$ ; \*\* $P < 0.01$ .

### *Setaria* spp.

Results for *Setaria* spp. are the pooled results of four experiments. The interaction between HPPD inhibitors and ROS generators was significant for *Setaria* spp. control at 2, 4, and 8 WAA ( $P < 0.0001$ ). Control of *Setaria* spp. followed similar trends at 2, 4, and 8 WAA (Table 10). The PSII inhibitors did not control *Setaria* spp., whereas glufosinate provided 78% to 84% control of *Setaria* spp. at 2, 4, and 8 WAA (Table 10). Similar to this study, Bethke et al. (2013) reported that glufosinate provided 73% control of *S. faberi*. The lack of *Setaria* spp. control with the PSII inhibitors is consistent with previous research (Armel et al. 2007; Corbett et al. 2004; Jordan et al. 1993). The addition of mesotrione or tolpyralate to glufosinate did not improve *Setaria* spp. control. Mesotrione and tolpyralate controlled *Setaria* spp. 5% to 11% and 71% to 75%, respectively, over the course of the study. The results from this study are similar to those of other studies in which mesotrione provided <25% control of *S. faberi* (Armel et al. 2003, 2007, 2008a; Whaley et al. 2006). The addition of atrazine, bromoxynil, or bentazon to mesotrione did not improve *Setaria* spp. control, whereas the addition of glufosinate to mesotrione improved control from 5% to 11% to 83% to 88% at 2, 4, and 8 WAA. Armel et al. (2008a) also reported that the addition of glufosinate to mesotrione improved *S. faberi* control. Synergy was detected for mesotrione + bentazon at 4 and 8 WAA and mesotrione + atrazine at 8 WAA; all other interactions with mesotrione were additive. The level of *Setaria* spp. control with mesotrione and its tank mixes with PSII inhibitors was not acceptable at any assessment timing despite some reported synergistic responses. Similar to the current study, Armel et al. (2007) reported synergy between

mesotrione and atrazine for the control of *S. faberi*. At 2, 4, and 8 WAA, *Setaria* spp. control was not enhanced with the addition of the PSII inhibitors to tolpyralate. Similarly, Metzger et al. (2018) documented that atrazine did not improve control of *S. viridis* with tolpyralate at 2, 4, and 8 WAA. The addition of tolpyralate to atrazine or bentazon resulted in a synergistic increase in *Setaria* spp. control at 2 and 4 WAA. The interaction between tolpyralate and the PSII inhibitors for the control of *Setaria* spp. at 8 WAA was additive. Control of *Setaria* spp. at 2, 4, and 8 WAA with tolpyralate was improved with the addition of glufosinate. At 2 WAA, the interaction between tolpyralate and glufosinate was additive. Control of *Setaria* spp. at 2 WAA was greater with tolpyralate + glufosinate than with tolpyralate + bromoxynil and tolpyralate + bentazon. Although the interaction between tolpyralate and glufosinate was antagonistic for the control of *Setaria* spp. at 4 and 8 WAA, glufosinate was the only ROS generator to improve the control of *Setaria* spp. with tolpyralate at 4 and 8 WAA. Glufosinate tank mixed with glyphosate has been reported to control *S. faberi* less than expected (Besançon et al. 2018; Bethke et al. 2013). The reduced efficacy of the tank mix has been attributed to reduced translocation of glyphosate (Besançon et al. 2018). It is possible that tolpyralate translocation in *Setaria* spp. is reduced in tolpyralate + glufosinate tank mixes; however, this remains speculative. The possibility of antagonism induced by tolpyralate on glufosinate activity should not be ignored.

There was a significant interaction between HPPD inhibitors and ROS generators for *Setaria* spp. density ( $P = 0.0197$ ) and dry biomass ( $P = 0.0351$ ); therefore, the levels of HPPD inhibitor were analyzed by each level of ROS generator and the levels of ROS

**Table 11.** Corn injury (at 1 and 2 wk after application) and corn grain yield following the application of HPPD-inhibiting, ROS-generating, and HPPD-inhibiting plus ROS-generating herbicides from field trials in Ontario, Canada, in 2020 and 2021.<sup>a</sup>

Herbicide treatment <sup>b</sup>	No tank-mix partner <sup>c</sup>	Atrazine	Bromoxynil	Bentazon	Glufosinate	SE
<b>Corn injury at 1 WAA</b>						
% <sup>d</sup>						
No tank-mix partner	0.0 a Z	0.0 a Z	2.4 a Y	0.3 a Z	0.0 a Z	0.2
Mesotrione	0.0 a Z	0.0 a Z (0.0)	3.8 a X (2.4)**	1.2 b Y (0.3)**	0.0 a Z (0.0)	0.2
Tolpyralate	0.0 a Z	0.3 b YZ (0.0)**	5.8 b X (2.5)**	1.0 b Y (0.3)*	0.0 a Z (0.0)	0.3
SE	0.0	0.1	0.3	0.2	0.0	
<b>Corn injury at 2 WAA</b>						
No tank-mix partner	0.0 a Z	0.0 a Z	1.2 a Y	0.1 a Z	0.0 a Z	0.1
Mesotrione	0.0 a Z	0.0 a Z (0.0)	2.0 b Y (1.2)**	0.2 a Z (0.1)*	0.0 a Z (0.0)	0.1
Tolpyralate	0.0 a Z	0.1 a Z (0.0)*	2.8 c Y (1.2)**	0.2 a Z (0.1)	0.0 a Z (0.0)	0.1
SE	0.0	0.0	0.1	0.1	0.0	
<b>Corn yield</b>						
kg ha <sup>-1</sup> <sup>d</sup>						
No tank-mix partner	5,000	5,200	6,400	6,400	8,300	500
Mesotrione	7,500	7,600	8,400	9,000	9,800	440
Tolpyralate	8,500	9,700	10,400	9,900	8,700	380
SE	670	550	610	630	510	

<sup>a</sup>Abbreviations: HPPD, 4-hydroxyphenylpyruvate dioxygenase; ROS, reactive oxygen species; WAA, weeks after application.

<sup>b</sup>Appropriate adjuvants were used with each treatment: mesotrione included Agral® 90 (Syngenta Canada Inc., 140 Research Lane, Guelph, ON N1G 4Z3, Canada) at 0.2% v/v; tolpyralate included methylated seed oil (MSO Concentrate®, Loveland Products Inc., 3005 Rocky Mountain Avenue, Loveland, CO 80538, USA) at 0.5% v/v. Atrazine applied with no tank-mix partner included Assist® Oil Concentrate (BASF Canada Inc., 100 Milverton Drive, Mississauga, ON L5R 4H1, Canada) at 2 L ha<sup>-1</sup>.

<sup>c</sup>Means followed by the same lowercase letter within a column and response parameter or means followed by the same uppercase letter within a row are not significantly different according to the Tukey-Kramer multiple range test ( $P < 0.05$ ).

<sup>d</sup>Values in parentheses are expected values calculated from Colby's equation (Equation 1). Asterisks indicate significant differences between observed and expected values based on a two-sided  $t$ -test: \* $P < 0.05$ ; \*\* $P < 0.01$ .

generator were analyzed by each HPPD inhibitor. Tolpyralate reduced the density of *Setaria* spp. by 58%, while mesotrione did not reduce the *Setaria* spp. density (Table 10). Glufosinate reduced *Setaria* spp. density 70% and was the only ROS generator to reduce *Setaria* spp. density. The addition of mesotrione or tolpyralate to atrazine, bromoxynil, bentazon, or glufosinate did not improve density reduction of *Setaria* spp. Tolpyralate + glufosinate was an antagonistic tank mix for the reduction in *Setaria* spp. density. In agreement with *Setaria* spp. control data, glufosinate reduced the dry biomass of *Setaria* spp. 90%, while the other ROS generators did not reduce the dry biomass of *Setaria* spp. The dry biomass reduction of *Setaria* spp. was not improved with the addition of an HPPD inhibitor to glufosinate. Mesotrione did not reduce *Setaria* spp. dry biomass, while tolpyralate reduced the dry biomass of *Setaria* spp. 85%. The addition of glufosinate to mesotrione improved the dry biomass reduction of *Setaria* spp. The dry biomass reduction of *Setaria* spp. was antagonistic with the glufosinate and tolpyralate tank mix; however, the dry biomass reduction was similar to that seen with tolpyralate applied alone or co-applied with atrazine or bentazon.

### Corn Injury and Grain Yield

The interaction between HPPD-inhibiting and ROS-generating herbicides for visible corn injury at 1 and 2 WAA was significant, so each HPPD inhibitor was analyzed by each ROS generator and each ROS generator was analyzed by each HPPD inhibitor ( $P = 0.0294$  at 1 WAA;  $P = 0.0048$  at 2 WAA). Corn injury had dissipated to 0% for each herbicide treatment by 4 WAA.

Bromoxynil caused 2.4% corn injury at 1 WAA; all other herbicides applied alone did not cause corn injury (Table 11). The addition of bromoxynil or bentazon to mesotrione or tolpyralate increased corn injury. There was no increase in corn injury when atrazine or glufosinate was added to an HPPD-inhibiting herbicide. There was a synergistic increase in corn injury when mesotrione was co-applied with bromoxynil or bentazon and when tolpyralate was co-applied with atrazine, bromoxynil, or bentazon at 1 WAA. Previous research has also reported synergism with

tolpyralate + bromoxynil and tolpyralate + bentazon for corn injury at 1 WAA (Willemse et al. 2021). At 1 and 2 WAA, tolpyralate caused greater corn injury than mesotrione when tank mixed with bromoxynil. Willemse et al. (2021) also documented greater corn injury with tolpyralate + bromoxynil than with mesotrione + bromoxynil at 1 WAA. At 2 WAA, mesotrione and tolpyralate only increased the corn injury with bromoxynil but did not increase corn injury of the other ROS generators.

The interaction between HPPD-inhibiting and ROS-generating herbicides for corn yield was not significant, so the main effects are presented ( $P = 0.0774$ ). When averaged across the ROS-generating herbicides, mesotrione and tolpyralate increased corn yield 35% and 49%, respectively, although the corn yield was not different between the two herbicides (data not presented).

This study provides novel and comprehensive findings regarding the interaction of HPPD-inhibiting and ROS-generating herbicides in four broadleaf and two grass weed species. To our knowledge, this is the first study investigating the interaction of mesotrione or tolpyralate with glufosinate. It is important to note that at 8 WAA, synergy was documented for the control of *A. threophrasti*, *A. artemisiifolia*, and *C. album* with mesotrione + glufosinate; however, the interaction was additive for the control of *S. arvensis*, *Setaria* spp., and *E. crus-galli*. In contrast, the interaction between tolpyralate and glufosinate was antagonistic for the control of *A. artemisiifolia*, *Setaria* spp., and *E. crus-galli*. The interaction between tolpyralate and glufosinate was additive for the control of *A. threophrasti*, *C. album*, and *S. arvensis*. Therefore, the interaction of HPPD inhibitors with glufosinate is HPPD inhibitor and weed species. Research should be conducted to determine the mechanism of antagonism between tolpyralate and glufosinate; the mechanism or mechanisms of antagonism may be different from the reduced translocation and absorption mechanisms associated with the reduced weed control with glufosinate + glyphosate tank mixes. Additionally, research should investigate whether increasing or decreasing tolpyralate or glufosinate rate, applying tolpyralate and glufosinate sequentially, or using a different adjuvant system can alleviate or eliminate antagonism between tolpyralate and glufosinate, as these approaches have

been effective with other antagonistic herbicide combinations (Burke et al. 2005; Culpepper et al. 1998; Jordan and York 1989; Mueller et al. 1989; Myers and Coble 1992; Rhodes and Coble 1984). Results from this study demonstrated that mesotrione tank mixed with all ROS generators evaluated provided >90% control of all broadleaf weed species at 8 WAA; however, glufosinate was the best ROS-generating herbicide to tank mix with mesotrione for the control of the annual grass weed species. In contrast, atrazine, bromoxynil, bentazon, or glufosinate tank mixed with tolypyralate controlled all grass weed species equivalently. At 8 WAA, tolypyralate tank mixed with atrazine, bromoxynil, or bentazon controlled all broadleaf weed species >90%; glufosinate was an inferior tank-mix partner with tolypyralate for the control of *A. artemisiifolia* and *C. album*. Future research should investigate the interaction of isoxaflutole, tembotrione, and topramezone with glufosinate for the control of several weed species. In addition, a herbicide interaction investigation should be conducted with different rate combinations of glufosinate and HPPD inhibitors to improve the understanding of the interaction between glufosinate and HPPD inhibitors.

**Acknowledgments.** We thank Christy Shropshire and Todd Cowan for their technical support; Michelle Edwards for her statistical support; the University of Guelph, Ridgeway Campus summer staff for their field support; and ISK Biosciences Inc., Grain Farmers of Ontario (GFO), and the Ontario Agri-Food Innovation Alliance for the funding to conduct this research. No other conflicts of interest have been declared.

## References

- Abendroth JA, Martin AR, Roeth FW (2006) Plant response to combinations of mesotrione and photosystem II inhibitors. *Weed Technol* 20:267–274
- Armell GR, Hall GJ, Wilson HP, Cullen N (2005) Mesotrione plus atrazine mixtures for control of Canada thistle (*Cirsium arvense*). *Weed Sci* 53:202–211
- Armell GR, Rardon PL, McComrick MC, Ferry NM (2007) Differential response of several carotenoid biosynthesis inhibitors in mixtures with atrazine. *Weed Technol* 21:947–953
- Armell GR, Richardson RJ, Wilson HP, Hines TE (2008a) Mesotrione and glufosinate in glufosinate-resistant corn. *Weed Technol* 22:591–596
- Armell GR, Wilson HP, Richardson RJ, Hines TE (2003) Mesotrione alone and in mixtures with glyphosate in glyphosate-resistant corn (*Zea mays*). *Weed Technol* 17:680–685
- Armell GR, Wilson HP, Richardson RJ, Whaley CM, Hines TE (2008b) Mesotrione combinations with atrazine and bentazon for yellow and purple nutsedge (*Cyperus esculentus* and *C. rotundus*) control in corn. *Weed Technol* 22:391–396
- Beckett TH, Stoller EW, Wax LM (1988) Interference of four annual weeds in corn (*Zea mays*). *Weed Sci* 36:764–769
- Besançon TE, Penner D, Everman WJ (2018) Reduced translocation is associated with antagonism of glyphosate by glufosinate in giant foxtail (*Setaria faberii*) and velvetleaf (*Abutilon theophrasti*). *Weed Sci* 66:159–167
- Bethke RK, Molin WT, Sprague C, Penner D (2013) Evaluation of the interaction between glyphosate and glufosinate. *Weed Sci* 61:41–47
- Bosnic AC, Swanton CJ (1997) Influence of barnyardgrass (*Echinochloa crus-galli*) time of emergence and density on corn (*Zea mays*). *Weed Sci* 45:276–282
- Burke IC, Askew SD, Corbett JL, Wilcut JW (2005) Glufosinate antagonizes clethodim control of goosegrass (*Eleusine indica*). *Weed Technol* 19:664–668
- Carey JB, Kells JJ (1995) Timing of total postemergence herbicide applications to maximize weed control and corn (*Zea mays*) yield. *Weed Technol* 9:356–361
- Colby SR (1967) Calculating synergistic and antagonistic responses of herbicide combinations. *Weeds* 15:20–22
- Corbett JL, Askew SD, Thomas WE, Wilcut JW (2004) Weed efficacy evaluations for bromoxynil, glufosinate, glyphosate, pyriproxyfen, and sulfosate. *Weed Technol* 18:443–453
- Creech JE, Monaco TA, Evans JO (2004) Photosynthetic and growth responses of *Zea mays* L and four weed species following post-emergence treatments with mesotrione and atrazine. *Pest Manag Sci* 60:1079–1084
- Culpepper AS, York AC, Jennings KM, Batts RB (1998) Interaction of bromoxynil and postemergence graminicides on large crabgrass (*Digitaria sanguinalis*). *Weed Technol* 12:554–559
- Doran DL, Andersen RN (1976) Effectiveness of bentazon applied at various times of the day. *Weed Sci* 24:567–570
- Hess FD (2000) Light-dependent herbicides: an overview. *Weed Sci* 48:160–170
- Hugie JA, Bollero GA, Tranel PJ, Riechers DE (2008) Defining the rate requirements for synergism between mesotrione and atrazine in redroot pigweed (*Amaranthus retroflexus*). *Weed Sci* 56:265–270
- Johnson BC, Young BG, Matthews JL (2002) Effect of postemergence application rate and timing of mesotrione on corn (*Zea mays*) response and weed control. *Weed Technol* 16:414–420
- Jordan DL, Smith MC, McClelland MR, Frans RE (1993) Weed control with bromoxynil applied alone and with graminicides. *Weed Technol* 7:835–839
- Jordan DL, York AC (1989) Effects of ammonium fertilizers and BCH 81508 S on antagonism with sethoxydim plus bentazon mixtures. *Weed Technol* 3:450–454
- Kim J, Jung S, Hwang IT, Cho KY (1999) Characteristics of chlorophyll *a* fluorescence induction in cucumber cotyledons treated with diuron, norflurazon, and sulcotriuron. *Pestic Biochem Physiol* 65:73–81
- Kohrt JR, Sprague CL (2017) Response of a multiple-resistant Palmer amaranth (*Amaranthus palmeri*) population to four HPPD-inhibiting herbicides applied alone and with atrazine. *Weed Sci* 65:534–545
- Kruk J, Holländer-Czytka H, Oettmeier W, Trebst A (2005) Tocopherol as singlet oxygen scavenger in photosystem II. *J Plant Physiol* 162:749–757
- Langdon NM, Soltani N, Raeder AJ, Hooker DC, Robinson DE, Sikkema PH (2021) Time-of-day effect on weed control efficacy with tolypyralate plus atrazine. *Weed Technol* 35:149–154
- Metzger BA, Soltani N, Raeder AJ, Hooker DC, Robinson DE, Sikkema PH (2018) Tolpyralate efficacy: Part 2. Comparison of three Group 27 herbicides applied POST for annual grass and broadleaf weed control in corn. *Weed Technol* 32:707–713
- Meyer CJ, Norsworthy JK (2019) Influence of weed size on herbicide interactions for Enlist™ and Roundup Ready® Xtend® technologies. *Weed Technol* 33:569–577
- Meyer CJ, Peter F, Norsworthy JK, Beffa R (2020) Uptake, translocation, and metabolism of glyphosate, glufosinate, and dicamba mixtures in *Echinochloa crus-galli* and *Amaranthus palmeri*. *Pest Manag Sci* 76:3078–3087
- Minton BW, Kurtz ME, Shaw DR (1989) Barnyardgrass (*Echinochloa crus-galli*) control with grass and broadleaf weed herbicide combinations. *Weed Sci* 37:223–227
- Montgomery GB, Treadway JA, Reeves JL, Steckel LE (2017) Effect of time of day of application of 2,4-D, dicamba, glufosinate, paraquat, and saflufenacil on horseweed (*Conyza canadensis*) control. *Weed Technol* 31:550–556
- Mueller TC, Witt WW, Barrett M (1989) Antagonism of johnsongrass (*Sorghum halepense*) control with fenoxaprop, haloxyfop, and sethoxydim by 2,4-D. *Weed Technol* 3:86–89
- Myers MW, Curran WS, Vangessel MJ, Majek BA, Scott BA, Mortensen DA, Calvin DD, Karsten HD, Roth GW (2005) The effect of weed density and application timing on weed control and corn grain yield. *Weed Technol* 19:102–107
- Myers PF, Coble HD (1992) Antagonism of graminicide activity on annual grass species by imazethapyr. *Weed Technol* 6:333–338
- Pallett KE, Little JP, Sheekey M, Veerasekaran P (1998) The mode of action of isoxaflutole: I. Physiological effects, metabolism, and selectivity. *Pestic Biochem Physiol* 62:113–124
- Rhodes GN, Coble HD (1984) Influence of application variables on antagonism between sethoxydim and bentazon. *Weed Sci* 32:436–441
- Scholes C, Clay SA, Brix-Davis K (1995) Velvetleaf (*Abutilon theophrasti*) effect on corn (*Zea mays*) growth and yield in South Dakota. *Weed Technol* 9:665–668

- Schulz A, Ort O, Beyer P, Kleinig H (1993) SC-0051, a 2-benzoyl-cyclohexane-1,3-dione bleaching herbicide, is a potent inhibitor of the enzyme *p*-hydroxyphenylpyruvate dioxygenase. *FEBS Lett* 318:162–166
- Secor J (1994) Inhibition of barnyardgrass 4-hydroxyphenylpyruvate dioxygenase by sulcotrione. *Plant Physiol* 106:1429–1433
- Sibuga KP, Bandeen JD (1980) Effects of green foxtail and lamb's-quarters interference in field corn. *Can J Plant Sci* 60:1419–1425
- Soltani N, Dille JA, Burke IC, Everman WJ, VanGessel MJ, Davis VM, Sikkema PH (2016) Potential corn yield losses from weeds in North America. *Weed Technol* 30:979–984
- Stewart CL, Nurse RE, Sikkema PH (2009) Time of day impacts postemergence weed control in corn. *Weed Technol* 23:346–355
- Takano HK, Beffa R, Preston C, Westra P, Dayan FE (2019) Reactive oxygen species trigger the fast action of glufosinate. *Planta* 249:1837–1849
- Takano HK, Dayan FE (2020) Glufosinate-ammonium: a review of the current state of knowledge. *Pest Manag Sci* 76:3911–3925
- Trebst A, Depka B, Holländer-Czytka H (2002) A specific role for tocopherol and of chemical singlet oxygen quenchers in the maintenance of photosystem II structure and function in *Chlamydomonas reinhardtii*. *FEBS Lett* 516:156–160
- Tsegaye Y, Shintani DK, DellaPenna D (2002) Overexpression of the enzyme *p*-hydroxyphenylpyruvate dioxygenase in *Arabidopsis* and its relation to tocopherol biosynthesis. *Plant Physiol Biochem* 40:913–920
- Van Wychen L (2020) 2020 Survey of the most common and troublesome weeds in grass crops, pasture, and turf in the United States and Canada. Weed Science Society of America National Weed Survey Dataset. [https://wssa.net/wp-content/uploads/2020-Weed-Survey\\_grass-crops.xlsx](https://wssa.net/wp-content/uploads/2020-Weed-Survey_grass-crops.xlsx). Accessed: September 13, 2021
- Walsh MJ, Stratford K, Stone K, Powles SB (2012) Synergistic effects of atrazine and mesotrione on susceptible and resistant wild radish (*Raphanus raphanistrum*) populations and the potential for overcoming resistance to triazine herbicides. *Weed Technol* 26:341–347
- Weaver SE (2001) Impact of lamb's-quarters, common ragweed and green foxtail on yield of corn and soybean in Ontario. *Can J Plant Sci* 81:821–828
- Whaley CM, Armel GR, Wilson HP, Hines TE (2006) Comparison of mesotrione combinations with standard weed control programs in corn. *Weed Technol* 20:605–611
- Wild A, Sauer H, Rühle W (1987) The effect of phosphinothricin (glufosinate) on photosynthesis I. Inhibition of photosynthesis and accumulation of ammonia. *Z Naturforsch* 42c:263–269
- Willemse C, Soltani N, Hooker DC, Jhala AJ, Robinson DE, Sikkema PH (2021) Interaction of 4-hydroxyphenylpyruvate dioxygenase (HPPD) and atrazine alternative photosystem II (PS II) inhibitors for control of multiple herbicide-resistant waterhemp (*Amaranthus tuberculatus*) in corn. *Weed Sci* 69:492–503
- Woodyard AJ, Bollero GA, Riechers DE (2009a) Broadleaf weed management in corn utilizing synergistic postemergence herbicide combinations. *Weed Technol* 23:513–518
- Woodyard AJ, Hugie JA, Riechers DE (2009b) Interactions of mesotrione and atrazine in two weed species with different mechanisms for atrazine resistance. *Weed Sci* 57:369–378