



Special Issue Article

The Future of Developmental Psychopathology: Honoring the Contributions of Dante Cicchetti

Integrating data science and neuroscience in developmental psychopathology: Formative examples and future directions

Jamie L. Hanson^{1,2} , Isabella Kahhalé^{1,2}  and Sriparna Sen^{1,2}

¹Department of Psychology, University of Pittsburgh, Pittsburgh, PA, USA and ²Learning Research & Development Center, University of Pittsburgh, Pittsburgh, PA, USA

Abstract

This commentary discusses opportunities for advancing the field of developmental psychopathology through the integration of data science and neuroscience approaches. We first review elements of our research program investigating how early life adversity shapes neurodevelopment and may convey risk for psychopathology. We then illustrate three ways that data science techniques (e.g., machine learning) can support developmental psychopathology research, such as by distinguishing between common and diverse developmental outcomes after stress exposure. Finally, we discuss logistical and conceptual refinements that may aid the field moving forward. Throughout the piece, we underscore the profound impact of Dr Dante Cicchetti, reflecting on how his work influenced our own, and gave rise to the field of developmental psychopathology.

Keywords: data science; early life adversity; neurobiology; neuroimaging; stress

(Received 30 April 2024; accepted 4 May 2024; First Published online 21 May 2024)

“[We] have made considerable progress in improving the quality of research conducted and in developing effective programs of intervention for children who have been maltreated. The journey has been long and the road continues into the distance; although at times I ponder that an easier path might be preferable, I know that ‘... I have promises to keep, / And miles to go before I sleep.’”

–Dr Dante Cicchetti’s concluding remarks at the receipt of the *Award for Distinguished Senior Career Contributions to Psychology in the Public Interest* (Cicchetti, 2004).

These remarks underscore the untold and seminal contributions of Dante Cicchetti as he helped create the discipline of developmental psychopathology and completed research with rigor, thoughtfulness, nuance, and creativity. Cicchetti’s concluding remarks are also quite prophetic, as the journey continues for developmental psychopathology researchers wishing to carry on the work of giants such as Cicchetti, Garmezy, Sroufe, Masten, Elder, Zigler, Cairns, Rutter, and many other scholars of developmental psychopathology and developmental science (Cicchetti, 1984). Inspired by Cicchetti’s trailblazing spirit, we believe that neuroscience and data science can support this research area on the road ahead to better understand the complex developmental pathways and processes involved in normal and abnormal development across multiple levels of analysis.

Data science is a multidisciplinary field encompassing techniques such as data mining and machine learning; this field

is suited to uncover subtle trends, often in datasets with an incredibly large number of independent variables. Continuing Cicchetti’s drive to grapple with developmental complexities, this commentary will: (1) briefly review our research program on neurodevelopment and early life adversity (ELA), noting its evolution due in part to the work of Dr Cicchetti and colleagues; (2) illustrate how data science can support developmental psychopathology work focused on ELA; and (3) highlight additional, emerging opportunities as the field advances as a discipline.

Our past work on early life adversity and neurodevelopment

Our research program has aimed to elucidate how early life adversity (ELA) shapes youth mental health and development. ELAs are sadly common, with millions of children nation-wide and globally facing chronic stress and adverse experiences like physical abuse and neglect during childhood (Madigan et al., 2023; Sacks & Murphey, 2018). Such experiences are linked to different developmental challenges across multiple domains, including disrupted attachment behaviors, difficulties in social-emotional skills, and increases in different forms of psychopathology (as reviewed in Doyle & Cicchetti, 2017)

Our research program began by exploring if ELA and experiences of stress influenced brain development, hypothesizing that exposure to ELA would disrupt typical neurodevelopmental processes (Hanson et al., 2013; Hanson et al., 2010, 2012). Such work derived from the research of Dr Cicchetti and his colleagues that distinctly illuminated the consequences of one form of ELA, child maltreatment (Carlson et al., 1989; Cicchetti & Valentino, 2015; Kim & Cicchetti, 2010; Manly et al., 2001). While we believe

Corresponding author: J. L. Hanson; Email: jamie.hanson@pitt.edu

Cite this article: Hanson, J. L., Kahhalé, I., & Sen, S. (2024). Integrating data science and neuroscience in developmental psychopathology: Formative examples and future directions. *Development and Psychopathology* 36: 2165–2172, <https://doi.org/10.1017/S0954579424001056>



our studies provided important early insights in the field, we also recognized their impact was limited by their cross-sectional and correlational design. That is, stress exposure was correlated with the brain, and the brain then correlated with behavioral functioning, all measured at the same time point. While it was clear that ELA is associated with changes in neurobiology, less was known about how these alterations may interact with factors at other levels of analyses to convey risk for psychopathology.

Accordingly, our work began to consider how ELA may convey risk for psychopathology through developmental cascades, where functioning in one domain or level may spread across different levels (e.g. molecular to behavioral), domains (e.g. social to academic), or systems (e.g. family to peers) (Masten, 2007; Rutter & Sroufe, 2000). Illustrating this idea, we have focused on the concept of stress sensitization, or the notion that early adversity can alter how individuals respond to stressors later in life. We have found that exposure to ELAs were longitudinally associated with lower amygdala-prefrontal cortex structural and functional connectivity, a neurobiological circuit critical for emotion processing and regulation (Hanson et al., 2019; Hanson et al., 2015). We then found that the interaction of lower connectivity in this circuit and higher contemporaneous stress related to elevated reports of psychopathology. Our focus on these ideas has continued and expanded to include neurobiological circuitry connected to feedback processing, reward learning, and value-based decision-making (Hanson et al., 2018; Palacios-Barrios et al., 2021).

In a second line of research considering how ELA conveys risk for psychopathology through multiple levels of analysis, our team has posited a model of “*amygdala allostasis*” in relation to ELA (Hanson & Nacewicz, 2021). We had struggled to understand conflicting and inconsistent findings related to structural alterations in the amygdala after ELA, with groups reporting larger, smaller, and no differences in this brain region critical for emotion processing and vigilance (Calem et al., 2017; Hanson et al., 2015). Integrating developmental psychopathology perspectives again advanced the complexity of this work. We considered the limitations of past studies and current models, ultimately developing a model that more deeply integrated developmental timing (i.e. the period during which ELA occurs), amygdala-related neurodevelopment, and behavioral adaptations to adversity.

Synthesizing across dozens of studies examining amygdala volume and adversity in human and non-human animal samples, we posited that high levels of adversity would initially increase amygdala volumes; specifically, individual neurons in the amygdala would become enlarged, in different ways, to allow for greater sensitivity to threat and stress in an environment. We also predicted that ELA would lead to excessive neurochemical excitation and functional activity. However, over time and with extreme and chronic adversity, this excitation would lead to a cascade of excitotoxic cellular damage and, ultimately, amygdala hypotrophy (as depicted in Fig. 1). We believed that the presence of responsive caregivers and other social support during stressful developmental epochs may buffer against these maladaptive consequences such as by dampening fear responding, promoting positive neurochemical signaling related to safety, and strengthening neural circuits important for memory consolidation (as reviewed in Hanson & Nacewicz, 2021). On the other hand, a lack of stable caregivers may leave individuals with ELA in a state of perceived “*entrapment*” where threats seem inescapable. The evidenced allostatic changes in amygdala neurobiology may be linked to behavioral challenges after ELA, such as attachment issues, aberrant emotion processing, and social difficulties. These

behavioral processes may then reinforce perceptions of environmental threats for individuals who suffered ELA. Taken together, ELAs may have cascading effects on later development through alterations to brain and behavior, influencing how the brain responds to future challenges. Such ideas share a rich history with work on developmental cascades by Cicchetti, Masten, and colleagues (DePasquale et al., 2019; Handley et al., 2019; Masten & Cicchetti, 2010). We credit this nuanced theory and scholarship with encouraging our ideas to evolve and explore how ELA may convey risk for psychopathology through dynamic transactions between neurobiological, environmental, and psychosocial factors over the course of development.

How can data science support developmental psychopathology and developmental neuroscience?

The field of developmental psychopathology has the laudable goal of investigating development while honoring the complex, multilevel interplay of biological, psychological, and social/environmental factors that influence human development over time (Cicchetti & Blender, 2006; Cicchetti & Curtis, 2007). Integrating and grappling with these intricacies in our theories and methods is incredibly challenging (as detailed previously by Marshall, 2013); this is partially due to vast amounts of heterogeneity in experiences between individuals. Developmental psychopathology research that leverages neuroimaging and neuroscience methods faces the challenge of honoring this nuance while also reporting results that apply across a sample (Hyde et al., 2013, 2024). Yet, current work on the associations between ELA and psychopathology incorporating these methods often rely on “*main effects*,” or common patterns across neural regions that emerge when examining all study participants. This type of reporting may oversimplify crucial neurobiological variability – one individual may have stronger associations in brain regions of interest, while another may have weaker associations – yet, they may both arrive at a similar outcome. Moving forward, developmental neuroscience will need to consider the emergence of meaningful neurobiological subgroups with potentially different developmental pathways to psychopathology following ELA.

Data science techniques have the potential to significantly advance this type of research capturing critical differences in traits, states, and developmental transactions across time (Lazer et al., 2009; Yarkoni & Westfall, 2017). These approaches often share elements with quantitative tools commonly used in psychology (e.g., Latent Class Analysis; Growth Mixture Modeling). Typically, psychology applies these techniques to focus on statistically “*explaining*” mechanisms between variables and considers a “*good*” model as one that fits well with the available and previously collected data. In contrast, data science emphasizes “*prediction*,” meaning building models that can accurately forecast patterns in new data, rather than explicating the mechanisms between variables in training datasets. Furthermore, data science leverages novel techniques such as cross-validation, which involves dividing the available data into multiple subsets, training a statistical model on a portion of the data, and evaluating its performance on the remaining data to estimate how well it will perform on “*unseen*” data (Hastie et al., 2009). While this is an active area of exploration for many in developmental psychology (Briant et al., 2024; Van Lissa, 2023), we provide three brief illustrations about the potential to integrate such methods that we are building on in our own research (as shown in Fig. 2).

First, data science approaches may be relevant for thinking about multiple levels of analyses in developmental psychopathology,

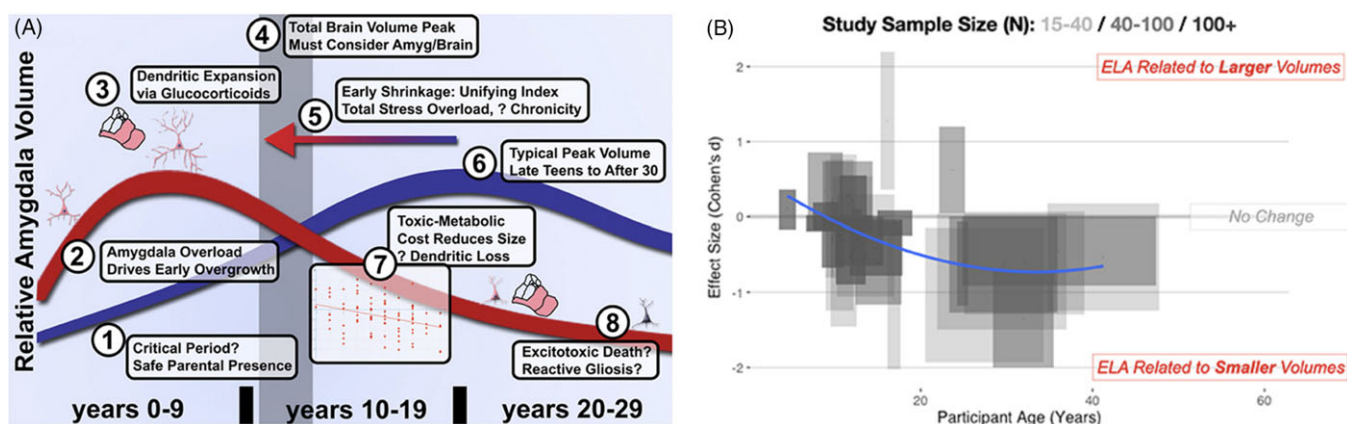


Figure 1. Model of amygdala volumetric changes after early life adversity. Panel A (left) depicts a hypothesized model showing how amygdala volume may initially increase, but then decrease with severity and chronicity of early life adversity. Panel B (right) summarizes findings from the past empirical studies of amygdala volumes in individuals exposed to early life adversity, with effect sizes and confidence intervals (vertical axis) depicted along with participant age ranges (horizontal axis) and sample sizes (box color). Adapted from Hanson & Nacewicz (2021), doi: 10.3389/fnhum.2021.624705.

and how factors at different ecological levels of development and/or developmental epochs may contribute to risk and resilience (Bronfenbrenner, 2000; Cicchetti, 2016). Any single factor relevant for risk and resilience may only contribute small amounts of variance to a behavioral outcome. Yet, it can be difficult to examine many predictors or confounding variables in small, longitudinal samples. Data scientists often describe this as the “curse of dimensionality” where there are many potential predictors (p), but relatively few observations (n). However, use of machine learning models (e.g., LASSO, elastic net, XGBoost, random forest) could be applied to understand how different neurobiological, environmental, and psychosocial factors each uniquely predict risk and resilience. These methods shrink (or penalize) coefficients for correlated predictors or select important variables in subsamples of the data, avoiding model overfitting and the inclusion of redundant features. Such properties allow machine learning to leverage many correlated variables to predict outcomes when sample sizes are limited.

For example, diverse types of ELAs are related to cognitive functions such as inhibitory control and working memory (Cowell et al., 2015; Johnson et al., 2021; Nweze et al., 2023). It is less clear if specific ELAs might statistically relate to cognitive functioning after accounting for other types of adversities. There are many candidate ELAs to explore, and without including them, we may be overestimating associations in statistical models. As a demonstration, researchers used two machine learning models to examine if different types of ELAs at distinct developmental epochs influenced cognitive functions (Schalinski et al., 2018). This team used dozens of measures of ELA (e.g., neglect and abuse at many points in development; cumulative adversity scores focused on duration, severity, and multiplicity of ELA). In typical regression models, few significant differences would likely emerge if this many predictors were entered, due in part to collinearity between ELA variables. However, the machine learning models used by Schalinski et al. (2018) uncovered that abuse in *early childhood* was found to be related to general cognitive ability, as well as lower performance on working memory and attention tasks. Such associations were not observed for other ELAs or abuse *later in development*. This approach may be used to investigate risk and protective factors at the genetic, neurobiological, environmental, or psychosocial levels during different developmental epochs that may be critical for specific outcomes, questions that are challenging to address with canonical statistical approaches like ordinary least

squares regression. By leveraging machine learning models and accounting for multiple levels of influence comprehensively, we may be able to make sustained progress on the factors that promote resilience in the face of adversity and contribute to positive adaptations after ELA (Cicchetti & Rogosch, 1997; Luthar et al., 2000).

Second, data science approaches may contribute to a more complete understanding of equifinality and multifinality, elucidating how both common and diverse pathways relate to long-term outcomes after ELA. As well-articulated by Cicchetti and Rogosch, many distinct developmental pathways can lead to similar outcomes (*equifinality*), but a single exposure or experience can also contribute to diverse developmental outcomes (*multifinality*) (Cicchetti & Rogosch, 1996). For example, child maltreatment spanning multiple years relates to many types of adult psychopathology, including anxiety, depression, substance use disorder, and antisocial personality disorder (Russotti et al., 2021). Data science approaches, such as clustering techniques, could aid in untangling these complex relationships and provide insight into how ELA may relate to both similar and diverse long-term outcomes. This is particularly important as there are large individual differences in the neurobiological factors of interest to scholars in developmental psychopathology (Mills et al., 2014).

An example of this comes from work by Lichenstein et al. (2022) examining adolescent neurodevelopment and risk factors for psychopathology, focused on reward, inhibition, and emotion regulation. This research team found six risk groups characterized by neurobiological markers of high reward, low reward, high inhibition, low inhibition, high emotion regulation, and low emotion regulation. Each neurobiological profile: (1) was identified using three different fMRI tasks, (2) spanned multiple regions and circuits in the brain including anterior cingulate cortex, dorsolateral prefrontal cortex, ventral striatum, orbito-frontal cortex, and inferior frontal gyrus, (3) was found in “unseen” subsets of the data, suggesting that the findings were replicable and robust, and (4) related to variations in developmental context (i.e., household income), neurocognition, and diagnostic determinations. This type of scholarship is critically needed in samples exposed to ELA as there are high levels of heterogeneity of risk and resilience seen after abuse, neglect, and other adversities.

As a last example of how data science techniques can advance the field of developmental psychopathology, there is ongoing

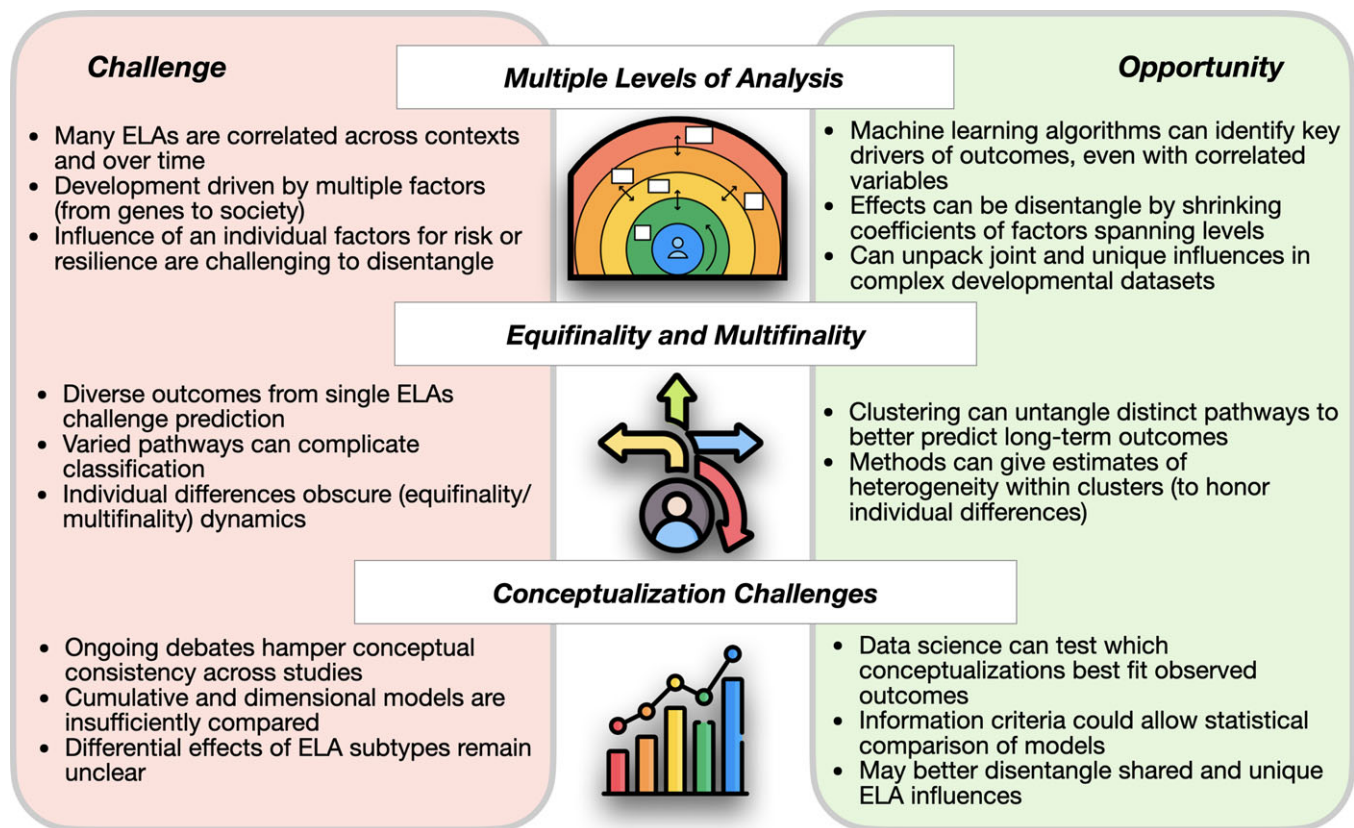


Figure 2. Schematic of the potential contributions of data science techniques to advancing research on early life adversity (ELA) and developmental psychopathology. We highlight ideas of multiple levels of analyses, equifinality and multifinality, and debates about conceptualizations of ELA (from top to bottom), noting challenges (left side) and opportunities with data science (right side).

debate regarding the best way to classify and define types of ELAs (McLaughlin et al., 2021; Smith & Pollak, 2021). Past approaches using cumulative risk models collapse across many different forms of ELAs (Evans et al., 2013), while dimensional approaches typically consider these factors separately but not interactively (McLaughlin et al., 2014). For example, some theorists have argued for specific dimensions of adversity including deprivation and threat (McLaughlin et al., 2014). Such frameworks propose experiential distinctions between deprivation (the absence of expected environmental inputs and complexity) and threat (the presence of experiences that represent a threat to one's physical integrity). There is, however, variable support for dimensional models, depending on how they are constructed (for deeper discussion, see Smith & Pollak, 2021). As a result, the field lacks consensus on the most informative models of ELAs. This impedes our ability to elucidate whether there are specific effects of distinct ELA types on long-term outcomes. Data science techniques could aid in this debate by helping us understand if ELAs have shared versus distinct effects on development.

Information criterion statistics are an underutilized technique that could compare the quality of statistical (and conceptual) models applied to a data set. Information criterion statistics, while common to psychology, are an area of active exploration in data science (Dziak et al., 2020). With this approach, various metrics balance the goodness of fit of a model with its complexity (as measured by the number of parameters) to select the model that best fits the data without being overfit. Such model selection frameworks may advance the field and allow direct comparison of multiple, candidate theoretical models. Rather than relying on a

single conceptual approach, these statistics could formally test which model best explains the observed data. This would involve use of Akaike, Bayesian, or other information statistics, an approach that has been common in other fields such as behavioral ecology (Burnham et al., 2011; Burnham & Anderson, 2004). Use of these approaches may show that cumulative risk or dimensional models are more predictive for certain developmental outcomes. Such an understanding would critically advance developmental psychopathology as some outcomes may be driven by developmental elements common to multiple ELAs or effects could be due to specific experiences that are occurring during development.

In line with this approach, LaNoe et al. (2020) compared a cumulative risk model with multiple individual risk models to predict adult health outcomes after ELA. These investigators found that models examining dimensional ELAs had better explanatory fit for symptoms of depression (with lower Akaike information criterion, higher pseudo R^2 , and higher concordance statistics), but not for other health outcomes (e.g., obesity and cardiac disease). Model selection approaches could also aid in arbitrating between different dimensional models; for example, some theorists have argued for specific dimensions of adversity including deprivation and threat (McLaughlin et al., 2014; Miller et al., 2018), harshness and unpredictability (Belsky et al., 2012), caregiver fragmentation and sensorial unpredictability (Baram et al., 2012), and more recently, social threat/interpersonal adversity (Palacios-Barrios et al., 2024; Slavich et al., 2023). Future work could construct multiple statistical models with different dimensions of adversity and compare information criterion statistics for these models to see which conceptual approach best explains the observed data. To our

knowledge, this approach has also not been implemented in studies leveraging neuroimaging, illuminating yet another gap that data science methods can potentially fill within developmental psychopathology.

Emerging opportunities for the future of developmental psychopathology

Dante Cicchetti started a movement to advance developmental science by bridging research, practice, and policy; he advocated for services to ameliorate suffering and enhance resilience among vulnerable youth. The multiple perspectives published in this special issue honoring the lifetime contributions of Dr Cicchetti beautifully illustrate ways to continue progress. This exciting future work includes investigating prenatal and intergenerational influences on development (Beeghly, 2024; Bush, 2024), advancing the frontiers of resilience research (Masten, 2024), growing interdisciplinary training (Gotlib et al., 2024), expanding participant representation and inclusivity (Tyrell et al., 2024), and informing the program and policy choices of governmental and non-governmental organizations (Scott et al., 2024). Here, we contribute our perspective that data science and machine learning techniques are valuable tools for the advancement of developmental psychopathology research. To close, we discuss additional logistical and conceptual refinements that can be made to progress research focused on ELA and developmental psychopathology.

With respect to logistical changes to the research process, we advocate for an increase in transparency in data reporting, analytic methods, and publication procedures. Making key elements of research more open will allow other scientists to replicate findings and evaluate assumptions, subsequently advancing scientific understanding and helping build trust among research participants and the public. We, therefore, encourage the journal *Development & Psychopathology* and scholars in the field to adopt key reforms such as completing more “multiverse-style” analyses and expanding article submission types to include registered reports. Multiverse analyses refer to exploring various plausible research hypotheses or analysis pathways rather than relying on a single confirmatory analysis. This may involve incorporating several statistical techniques, covariate sets, and variable operationalizations (Steege et al., 2016). To demonstrate the robustness of the findings, these multiple sets of analyses are all reported to illustrate if and how results persist across analytic choices.

An example of this approach comes from recent neurobiological work examining the robustness of age-related changes in amygdala-prefrontal circuitry during a facial emotion processing task (Bloom et al., 2022). Researchers varied preprocessing and modeling choices across hundreds of analysis specifications to determine how results would be impacted by different analytic pipelines. Across analyses with distinct analytic assumptions and choices, age-related decreases in amygdala reactivity were fairly robust and consistently observed. At the same time, other neurobiological patterns were less consistent and more sensitive to analytic methods. While running multiple tests raises the risk of false positives, multiverse analyses deal with this issue by reporting all results transparently rather than selectively reporting only ‘significant’ findings. This increases robustness by showing effects that persist across variations. Acknowledging the analytic flexibility that is inherent to the research process can mitigate biases introduced through “researcher’s degrees of freedom” and ultimately, increase scientific reproducibility.

In addition to multiverse analyses, we encourage more journals to accept registered reports as a submission type. A registered report is a peer-reviewed study where the proposed methodology is evaluated and peer-reviewed before data is collected or analyzed. Researchers can receive an in-principle acceptance prior to conducting the research, before data is analyzed and results are known. This approach seeks to address the broader reproducibility crisis in psychology (Open Science Collaboration, 2015), mitigating problems of low statistical power, analytical flexibility, p-hacking, hypothesizing after results are known (“HARKing”), and publication bias (Pfeifer & Weston, 2020). While *Development & Psychopathology* has published registered reports (e.g., Nivison et al., 2023), having a dedicated registered report submission category in the journal can foster a culture where researchers are explicitly encouraged to pursue confirmatory science through preregistration. This transparency will push the field toward more rigorous methods and cumulative knowledge building over time.

With respect to conceptual refinements, we hope that the field continues to expand and develop models of ELA and challenging developmental contexts that are more ecologically valid and capture the rich complexity of these experiences. Accounting more completely for real-world factors and how they relate to developmental processes over time would help advance our theoretical understanding. For example, we have completed multiple projects focused on economic challenges and child poverty (Barry et al., 2022; Hair et al., 2022; Hanson et al., 2013; Norbom et al., 2022); however, this work has presumed that household income, financial hardship, and other facets of socioeconomic status are static and stable year-to-year, ignoring the significant monthly volatility present in household finances and connected constructs (Morduch & Siwicki, 2017). For families below the poverty line, monthly incomes can vary significantly (by around 50%) depending on the time of year. Prior literature has rarely accounted for these common – and real-world – fluctuations despite their potential impacts on family and psychosocial processes.

With an eye toward more ecologically valid sampling, we recently completed an intensive longitudinal study to examine how youth internalizing and externalizing behaviors related to monthly variations in income, as well as youth and caregiver monthly reports of economic hardship (P. Miller et al., 2024). In this work, we found reasonable variability in caregiver and youth reports of financial stress and material deprivation (ICCs = 0.69–0.73). We also found that monthly income related to caregiver and youth reports of financial stress and material deprivation. While we ultimately are most concerned with the impact of economic challenge and child poverty, we believe there are often theoretical and temporal mismatches of economic circumstances, cascading family processes, and child outcomes. Put another way, challenges are driven by factors occurring weekly or monthly (e.g., bills), but we typically employ static, yearly measurements of income. We then connect these yearly measurements of income to family processes (e.g., economic parental stress; child-caregiver conflict) that are more likely to fluctuate around weekly or monthly economic challenges. This concept connects to larger discussions within the field about how our conceptual models may not always incorporate an individual’s perception about their own stress and adversity (Smith & Pollak, 2021). This is a debate that needs to be remediated moving forward given findings illustrating the critical role of informant perspective in developmental psychopathology research (Kahhalé et al., 2023).

Two quotes resonate when thinking about the future of developmental psychopathology. American poet Robert Frost said, “*Freedom Lies in Being Bold.*” Embodying this emboldened spirit, Dr Dante Cicchetti, in the first ever issue of this journal, said, “*The advancement of developmental psychopathology, is dependent upon our commitment to realizing the potential of the field. I invite you to become an active participant in this process*” (Cicchetti, 1989). The discipline of developmental psychopathology emerged through the creative and daring vision of Dante Cicchetti and many others, making untold strides in promoting mental well-being, preventing psychological distress, and supporting healthy individuals, families, and communities (Masten, 2006). Now, given worldwide trends of declining youth happiness (Marquez et al., 2024) and an increase in youth mental health challenges (Centers for Disease Control and Prevention, 2022), we must continue and redouble these efforts. We must be bold and active participants in the field, as was Dante Cicchetti – in addition to being a trailblazer, a thoughtful mentor, a community and movement builder, a courageous iconoclast, and a creative leader. We are thankful for the role he played in our development and that of this field.

Funding statement. The work was supported by grant R21MH128793 to JLH and funding from the University of Pittsburgh’s Kenneth P. Dietrich School of Arts and Sciences, and Learning, Research & Development Center provides to JLH, IK, and SS.

Competing interests. None.

References

- Baram, T. Z., Davis, E. P., Obenaus, A., Sandman, C. A., Small, S. L., Solodkin, A., & Stern, H. (2012). Fragmentation and unpredictability of early-life experience in mental disorders. *American Journal of Psychiatry*, 169(9), 907–915.
- Barry, K. R., Hanson, J. L., Calma-Birling, D., Lansford, J. E., Bates, J. E., & Dodge, K. A. (2022). Developmental connections between socioeconomic status, self-regulation, and adult externalizing problems. *Developmental Science*, 25(6), e13260.
- Beeghly, M. (2024). Toward a multi-level approach to the study of the intergenerational transmission of trauma: Current findings and future directions. *Development and Psychopathology*, 1–6. <https://doi.org/10.1017/S0954579424000555>
- Belsky, J., Schlomer, G. L., & Ellis, B. J. (2012). Beyond cumulative risk: Distinguishing harshness and unpredictability as determinants of parenting and early life history strategy. *Developmental Psychology*, 48(3), 662–673.
- Bloom, P. A., VanTieghem, M., Gabard-Durnam, L., Gee, D. G., Flannery, J., Caldera, C., Goff, B., Telzer, E. H., Humphreys, K. L., Fareri, D. S., Shapiro, M., Algharazi, S., Bolger, N., Aly, M., & Tottenham, N. (2022). Age-related change in task-evoked amygdala—Prefrontal circuitry: A multiverse approach with an accelerated longitudinal cohort aged 4–22 years. *Human Brain Mapping*, 43(10), 3221–3244.
- Briant, A., Sisk, L. M., Keding, T. J., Cohodes, E. M., & Gee, D. G. (2024). Leveraging multivariate approaches to advance the science of early-life adversity. *Child Abuse & Neglect*, 106754. <https://doi.org/10.1016/j.chiabu.2024.106754>
- Bronfenbrenner, U. (2000). *Ecological systems theory*. American Psychological Association.
- Burnham, K. P., & Anderson, D. R. (2004). Multimodel inference: Understanding AIC and BIC in model selection. *Sociological Methods & Research*, 33(2), 261–304.
- Burnham, K. P., Anderson, D. R., & Huyvaert, K. P. (2011). AIC model selection and multimodel inference in behavioral ecology: Some background, observations, and comparisons. *Behavioral Ecology and Sociobiology*, 65(1), 23–35.
- Bush, N. R. (2024). Programming the next generation of prenatal programming of stress research: A review and suggestions for the future of the field. *Development and Psychopathology*, 1–14. <https://doi.org/10.1017/S0954579424000488>
- Calem, M., Bromis, K., McGuire, P., Morgan, C., & Kempton, M. J. (2017). Meta-analysis of associations between childhood adversity and hippocampus and amygdala volume in non-clinical and general population samples. *Neuroimage: Clinical*, 14, 471–479.
- Carlson, V., Cicchetti, D., Barnett, D., & Braunwald, K. (1989). Disorganized/disoriented attachment relationships in maltreated infants. *Developmental Psychology*, 25(4), 525–531.
- Centers for Disease Control and Prevention (2020). *Youth risk behavior surveillance data summary & trends report: 2009–2019*.
- Cicchetti, D. (1984). The emergence of developmental psychopathology. *Child Development*, 55(1), 1–7.
- Cicchetti, D. (1989). Developmental psychopathology: Some thoughts on its evolution. *Development and Psychopathology*, 1(1), 1–4.
- Cicchetti, D. (2004). An odyssey of discovery: Lessons learned through three decades of research on child maltreatment. *American Psychologist*, 59(8), 731–741.
- Cicchetti, D. (2016). Socioemotional, personality, and biological development: Illustrations from a multilevel developmental psychopathology perspective on child maltreatment. *Annual Review of Psychology*, 67(1), 187–211.
- Cicchetti, D., & Blender, J. A. (2006). A multiple-levels-of-analysis perspective on resilience: Implications for the developing brain, neural plasticity, and preventive interventions. *Annals of the New York Academy of Sciences*, 1094(1), 248–258.
- Cicchetti, D., & Curtis, W. J. (2007). Multilevel perspectives on pathways to resilient functioning. *Development and Psychopathology*, 19(3), 627–629.
- Cicchetti, D., & Rogosch, F. A. (1996). Equifinality and multifinality in developmental psychopathology. *Development and Psychopathology*, 8(4), 597–600.
- Cicchetti, D., & Rogosch, F. A. (1997). The role of self-organization in the promotion of resilience in maltreated children. *Development and Psychopathology*, 9(4), 797–815.
- Cicchetti, D., & Valentino, K. (2015). An ecological-transactional perspective on child maltreatment: Failure of the average expectable environment and its influence on child development. In D. Cicchetti and D.J. Cohen (Eds), *Developmental psychopathology: Volume three: Risk, disorder, and adaptation*. <https://doi.org/10.1002/9780470939406.ch4>
- Cowell, R. A., Cicchetti, D., Rogosch, F. A., & Toth, S. L. (2015). Childhood maltreatment and its effect on neurocognitive functioning: Timing and chronicity matter. *Development and Psychopathology*, 27(2), 521–533.
- DePasquale, C. E., Handley, E. D., & Cicchetti, D. (2019). Investigating multilevel pathways of developmental consequences of maltreatment. *Development and Psychopathology*, 31(4), 1227–1236.
- Doyle, C., & Cicchetti, D. (2017). From the cradle to the grave: The effect of adverse caregiving environments on attachment and relationships throughout the lifespan. *Clinical Psychology: Science and Practice*, 24(2), 203–217.
- Dziak, J. J., Coffman, D. L., Lanza, S. T., Li, R., & Jeremiin, L. S. (2020). Sensitivity and specificity of information criteria. *Briefings in Bioinformatics*, 21(2), 553–565.
- Evans, G. W., Li, D., & Whipple, S. S. (2013). Cumulative risk and child development. *Psychological Bulletin*, 139(6), 1342–1396.
- Gotlib, I. H., Buthmann, J. L., & Uy, J. P. (2024). The growing interdisciplinarity of developmental psychopathology: Implications for science and training. *Development and Psychopathology*, 1–11. <https://doi.org/10.1017/S0954579424000580>
- Hair, N. L., Hanson, J. L., Wolfe, B. L., & Pollak, S. D. (2022). Low household income and neurodevelopment from infancy through adolescence. *PLoS One*, 17(1), e0262607.
- Handley, E. D., Russotti, J., Rogosch, F. A., & Cicchetti, D. (2019). Developmental cascades from child maltreatment to negative friend and romantic interactions in emerging adulthood. *Development and Psychopathology*, 31(5), 1649–1659.
- Hanson, J. L., Adluru, N., Chung, M. K., Alexander, A. L., Davidson, R. J., & Pollak, S. D. (2013). Early neglect is associated with alterations in white

- matter integrity and cognitive functioning. *Child Development*, 84(5), 1566–1578.
- Hanson, J. L., Albert, W. D., Skinner, A. T., Shen, S. H., Dodge, K. A., & Lansford, J. E. (2019). Resting state coupling between the amygdala and ventromedial prefrontal cortex is related to household income in childhood and indexes future psychological vulnerability to stress. *Development and Psychopathology*, 31(3), 1053–1066.
- Hanson, J. L., Chung, M. K., Avants, B. B., Rudolph, K. D., Shirtcliff, E. A., Gee, J. C., Davidson, R. J., & Pollak, S. D. (2012). Structural variations in prefrontal cortex mediate the relationship between early childhood stress and spatial working memory. *Journal of Neuroscience*, 32(23), 7917–7925.
- Hanson, J. L., Chung, M. K., Avants, B. B., Shirtcliff, E. A., Gee, J. C., Davidson, R. J., & Pollak, S. D. (2010). Early stress is associated with alterations in the orbitofrontal cortex: A tensor-based morphometry investigation of brain structure and behavioral risk. *Journal of Neuroscience*, 30(22), 7466–7472.
- Hanson, J. L., Hair, N., Shen, D. G., Shi, F., Gilmore, J. H., Wolfe, B. L., & Pollak, S. D. (2013). Family poverty affects the rate of human infant brain growth. *PLoS One*, 8(12), e80954.
- Hanson, J. L., Knodt, A. R., Brigidi, B. D., & Hariri, A. R. (2015). Lower structural integrity of the uncinate fasciculus is associated with a history of child maltreatment and future psychological vulnerability to stress. *Development and Psychopathology*, 27(4pt2), 1611–1619.
- Hanson, J. L., Knodt, A. R., Brigidi, B. D., & Hariri, A. R. (2018). Heightened connectivity between the ventral striatum and medial prefrontal cortex as a biomarker for stress-related psychopathology: Understanding interactive effects of early and more recent stress. *Psychological Medicine*, 48(11), 1835–1843.
- Hanson, J. L., & Nacewicz, B. M. (2021). Amygdala allostasis and early life adversity: Considering excitotoxicity and inescapability in the sequelae of stress. *Frontiers in Human Neuroscience*, 15, 624705.
- Hanson, J. L., Nacewicz, B. M., Sutterer, M. J., Cayo, A. A., Schaefer, S. M., Rudolph, K. D., Shirtcliff, E. A., Pollak, S. D., & Davidson, R. J. (2015). Behavioral problems after early life stress: Contributions of the hippocampus and amygdala. *Biological Psychiatry*, 77(4), 314–323.
- Hastie, T., Tibshirani, R., Friedman, J. H., & Friedman, J. H. (2009). *The elements of statistical learning: Data mining, inference, and prediction* (vol. 2). Springer.
- Hyde, L. W., Bezek, J. L., & Michael, C. (2024). The future of neuroscience in developmental psychopathology. *Development and Psychopathology*, 1–16, 1–16.
- Hyde, L. W., Shaw, D. S., & Hariri, A. R. (2013). Understanding youth antisocial behavior using neuroscience through a developmental psychopathology lens. *Review, Integration, and Directions for Research. Developmental Review*, 33(3), 168–223.
- Johnson, D., Policelli, J., Li, M., Dharamsi, A., Hu, Q., Sheridan, M. A., McLaughlin, K. A., & Wade, M. (2021). Associations of early-life threat and deprivation with executive functioning in childhood and adolescence: A systematic review and meta-analysis. *JAMA Pediatrics*, 175(11), e212511.
- Kahhalé, I., Barry, K. R., & Hanson, J. L. (2023). Positive parenting moderates associations between childhood stress and corticolimbic structure. *PNAS Nexus*, 2(6), pgad145.
- Kim, J., & Cicchetti, D. (2010). Longitudinal pathways linking child maltreatment, emotion regulation, peer relations, and psychopathology. *Journal of Child Psychology and Psychiatry*, 51(6), 706–716.
- LaNoue, M. D., George, B. J., Helitzer, D. L., & Keith, S. W. (2020). Contrasting cumulative risk and multiple individual risk models of the relationship between adverse childhood experiences (ACEs) and adult health outcomes. *BMC Medical Research Methodology*, 20(1), 1–10.
- Lazer, D., Pentland, A., Adamic, L., Aral, S., Barabási, A.-L., Brewer, D., Christakis, N., Contractor, N., Fowler, J., Gutmann, M., Jebara, T., King, G., Macy, M., Roy, D., & Van Alstyne, M. (2009). Computational social science. *Science*, 323(5915), 721–723.
- Lichenstein, S. D., Roos, C., Kohler, R., Kiluk, B., Carroll, K. M., Worhunsky, P. D., Witkiewitz, K., & Yip, S. W. (2022). Identification and validation of distinct latent neurodevelopmental profiles in the adolescent brain and cognitive development study. *Biological Psychiatry: Cognitive Neuroscience and Neuroimaging*, 7(4), 352–361.
- Luthar, S. S., Cicchetti, D., & Becker, B. (2000). The construct of resilience: A critical evaluation and guidelines for future work. *Child Development*, 71(3), 543–562.
- Madigan, S., Deneault, A.-A., Racine, N., Park, J., Thiemann, R., Zhu, J., Dimitropoulos, G., Williamson, T., Fearon, P., Cénat, J. M., McDonald, S., Devereux, C., & Neville, R. D. (2023). Adverse childhood experiences: A meta-analysis of prevalence and moderators among half a million adults in 206 studies. *World Psychiatry*, 22(3), 463–471.
- Manly, J. T., Kim, J. E., Rogosch, F. A., & Cicchetti, D. (2001). Dimensions of child maltreatment and children's adjustment: Contributions of developmental timing and subtype. *Development and Psychopathology*, 13(4), 759–782.
- Marquez, J., Taylor, L., Boyle, L., Zhou, W., & De Neve, J.-E. (2024). Child and adolescent well-being: Global trends, challenges and opportunities. In J.-E. De Neve (Ed.), *World Happiness Report 2024* (pp. 61–102). Wellbeing Research Centre, University of Oxford.
- Marshall, P. J. (2013). Coping with complexity: Developmental systems and multilevel analyses in developmental psychopathology. *Development and Psychopathology*, 25(4pt2), 1311–1324.
- Masten, A. S. (2006). Developmental psychopathology: Pathways to the future. *International Journal of Behavioral Development*, 30(1), 47–54.
- Masten, A. S. (2007). Multilevel dynamics in developmental psychopathology: Pathways to the future. In *The Minnesota Symposia on child psychology* (vol. 34). Psychology Press.
- Masten, A. S. (2024). Emergence and evolution of developmental resilience science over half a century. *Development and Psychopathology*, 1–9. <https://doi.org/10.1017/S0954579424000154>
- Masten, A. S., & Cicchetti, D. (2010). Developmental cascades. *Development and Psychopathology*, 22(3), 491–495.
- McLaughlin, K. A., Sheridan, M. A., Humphreys, K. L., Belsky, J., & Ellis, B. J. (2021). The value of dimensional models of early experience: Thinking clearly about concepts and categories. *Perspectives On Psychological Science*, 16(6), 1463–1472.
- McLaughlin, K. A., Sheridan, M. A., & Lambert, H. K. (2014). Childhood adversity and neural development: Deprivation and threat as distinct dimensions of early experience. *Neuroscience & Biobehavioral Reviews*, 47, 578–591.
- Miller, A. B., Sheridan, M. A., Hanson, J. L., McLaughlin, K. A., Bates, J. E., Lansford, J. E., Pettit, G. S., & Dodge, K. A. (2018). Dimensions of deprivation and threat, psychopathology, and potential mediators: A multi-year longitudinal analysis. *Journal of Abnormal Psychology*, 127(2), 160–170.
- Miller, P., Blatt, L., Hunter-Rue, D., Barry, K. R., Jamal-Orozco, N., Hanson, J. L., & Votruba-Drzal, E. (2024). Economic hardship and adolescent behavioral outcomes: Within- and between-family associations. *Development and Psychopathology*, 1–18. <https://doi.org/10.1017/S0954579423001451>
- Mills, K. L., Goddings, A.-L., Clasen, L. S., Giedd, J. N., & Blakemore, S.-J. (2014). The developmental mismatch in structural brain maturation during adolescence. *Developmental Neuroscience*, 36(3–4), 147–160.
- Morduch, J., & Siwicky, J. (2017). In and out of poverty: Episodic poverty and income volatility in the US financial diaries. *Social Service Review*, 91(3), 390–421.
- Nivison, M., Caldo, P. D., Magro, S. W., Raby, K. L., Groh, A. M., Vandell, D. L., Booth-LaForce, C., Fraley, R. C., Carlson, E. A., Simpson, J. A., & Roisman, G. I. (2023). The predictive validity of the strange situation procedure: Evidence from registered analyses of two landmark longitudinal studies. *Development and Psychopathology*, 1–17. <https://doi.org/10.1017/S0954579423001487>
- Norbom, L. B., Hanson, J., Van der Meer, D., Ferschmann, L., Røysamb, E., von Soest, T., Andreassen, O. A., Agartz, I., Westlye, L. T., & Tamnes, C. K. (2022). Parental socioeconomic status is linked to cortical microstructure and language abilities in children and adolescents. *Developmental Cognitive Neuroscience*, 56, 101132.
- Nweze, T., Ezenwa, M., Ajaelu, C., Hanson, J. L., & Okoye, C. (2023). Cognitive variations following exposure to childhood adversity: Evidence from a pre-registered, longitudinal study. *Eclinicalmedicine*, 56, 101784.
- Open Science Collaboration (2015). Estimating the reproducibility of psychological science. *Science*, 349(6251), aac4716.
- Palacios-Barrios, E. E., Hanson, J. L., Barry, K. R., Albert, W. D., White, S. F., Skinner, A. T., Dodge, K. A., & Lansford, J. E. (2021). Lower neural value

- signaling in the prefrontal cortex is related to childhood family income and depressive symptomatology during adolescence. *Developmental Cognitive Neuroscience*, 48, 100920.
- Palacios-Barrios, E. E., Patel, K., & Hanson, J. L.** (2024). Early life interpersonal stress and depression: Social reward processing as a potential mediator. *Progress in Neuro-Psychopharmacology and Biological Psychiatry*, 129, 110887.
- Pfeifer, J. H., & Weston, S. J.** (2020). Developmental cognitive neuroscience initiatives for advancements in methodological approaches: Registered reports and next-generation tools. *Developmental Cognitive Neuroscience*, 44, 100755.
- Russotti, J., Warmingham, J. M., Duprey, E. B., Handley, E. D., Manly, J. T., Rogosch, F. A., & Cicchetti, D.** (2021). Child maltreatment and the development of psychopathology: The role of developmental timing and chronicity. *Child Abuse & Neglect*, 120, 105215.
- Rutter, M., & Sroufe, L. A.** (2000). Developmental psychopathology: Concepts and challenges. *Development and Psychopathology*, 12(3), 265–296.
- Sacks, V., & Murphey, D.** (2018). The prevalence of adverse childhood experiences, nationally, by state, and by race or ethnicity. *ChildTrends*. Retrieved May 15, 2024, from <https://www.childtrends.org/publications/prevalence-adverse-childhood-experiences-nationally-state-race-ethnicity>.
- Schalinski, I., Teicher, M. H., Carolus, A. M., & Rockstroh, B.** (2018). Defining the impact of childhood adversities on cognitive deficits in psychosis: An exploratory analysis. *Schizophrenia Research*, 192, 351–356.
- Scott, T., Crowley, M., Long, E., Balma, B., Pugel, J., Gay, B., Day, A., & Noll, J.** (2024). Shifting the paradigm of research-to-policy impact: Infrastructure for improving researcher engagement and collective action. *Development and Psychopathology*, 1–14. <https://doi.org/10.1017/S0954579424000270>
- Slavich, G. M., Roos, L. G., Mengelkoch, S., Webb, C. A., Shattuck, E. C., Moriarity, D. P., & Alley, J. C.** (2023). Social safety theory: Conceptual foundation, underlying mechanisms, and future directions. *Health Psychology Review*, 17(1), 5–59.
- Smith, K. E., & Pollak, S. D.** (2021). Rethinking concepts and categories for understanding the neurodevelopmental effects of childhood adversity. *Perspectives On Psychological Science*, 16(1), 67–93.
- Steege, S., Tuerlinckx, F., Gelman, A., & Vanpaemel, W.** (2016). Increasing transparency through a multiverse analysis. *Perspectives On Psychological Science*, 11(5), 702–712.
- Tyrell, F. A., Wang, Y. S., Eboigbe, L. I., & Skeeter, B. D.** (2024). A multisystem model for understanding stress and adaptation in ethnically and racially diverse youth. *Development and Psychopathology*, 1–13. <https://doi.org/10.1017/S0954579424000592>
- Van Lissa, C. J.** (2023). Developmental data science: How machine learning can advance theory formation in developmental psychology. *Infant and Child Development*, 32(6), e2370.
- Yarkoni, T., & Westfall, J.** (2017). Choosing prediction over explanation in psychology: Lessons from machine learning. *Perspectives On Psychological Science*, 12(6), 1100–1122.