





Brief Communication

CONNECTing Concussion Care with Research Across Ontario

Cindy Hunt^{1,2} , Heather MacKenzie^{3,4}, Anil Dosaj² , Justina Zych² , Carmela Tartaglia^{5,6} , Mark Bayley⁷, Ruth Wilcock⁸, Karl Zabjek^{9,10}, Matthew Burke^{11,12}, Vicki Kristman^{13,14}, Billie Hardy¹⁵, Lisa K. Fischer^{16,17} and Andrew Baker^{18,19}

¹Dalla Lana School of Public Health, University of Toronto, Toronto, ON, Canada, ²Head Injury Clinic, St. Michael's Hospital, Toronto, ON, Canada, ³Department of Physical Medicine and Rehabilitation, Parkwood Institute, London, ON, Canada, ⁴Schulich School of Medicine & Dentistry, Western University, London, ON, Canada, ⁵Canadian Concussion Centre, Krembil Brain Institute, Toronto Western Hospital, Toronto, ON, Canada, ⁶Tanz Centre for Research in Neurodegenerative Diseases, University of Toronto, Toronto, ON, Canada, ⁷Brain and Spinal Cord Rehab Program, Toronto Rehabilitation Institute - University Health Network, Toronto Hull Ellis Concussion & Research Clinic, Toronto Rehabilitation Institute, Toronto, ON, Canada, ⁸Ontario Brain Injury Association, Thorold, ON, Canada, ⁹Department of Physical Therapy, University of Toronto, Toronto, ON, Canada, ¹⁰KITE Research Institute, University Health Network, Toronto, ON, Canada, ¹¹Department of Psychiatry, Sunnybrook Health Sciences Center, Toronto, ON, Canada, ¹²Department of Psychiatry, University of Toronto, Toronto, ON, Canada, ¹³Department of Health Sciences, Lakehead University, Ontario, ON, Canada, ¹⁴Institute for Work & Health, Toronto, ON, Canada, ¹⁵Waakebiness-Bryce Institute for Indigenous Health, Dalla Lana School of Public Health, University of Toronto, Toronto, ON, Canada, ¹⁶Fowler Kennedy Sports Medicine Clinic, London, ON, Canada, ¹⁷Department of Family Medicine, Faculty of Health Sciences, Western University, London, ON, Canada, ¹⁸Surgery and Critical Care Program, St. Michael's Hospital, Unity Health Toronto, ON, Canada and ¹⁹Department of Anesthesia & Pain Medicine, University of Toronto, Toronto, ON, Canada

ABSTRACT: Common data elements (CDEs) for concussion, as established by international bodies, are not being widely used in Ontario, resulting in significant variability in the data being assessed and collected across clinics. CDEs support standardization of care as well as large-scale data sharing for high impact research. A collaborative network – *Concussion Ontario Network: Neuroinformatics to Enhance Clinical care and Translation (CONNECT)* – comprised of health care professionals, researchers, members from advocacy groups, and patients was formed to establish and implement CDEs for concussion care and research. While the seeds have been planted and initial effectiveness demonstrated, future challenges exist.

RÉSUMÉ : Connecter partout en Ontario les soins des commotions cérébrales à la recherche. Les éléments de données communs (EDC ou common data elements) liés aux commotions cérébrales et établis par les organismes internationaux ne sont pas largement utilisés en Ontario, ce qui entraîne une variabilité importante des données évaluées et recueillies dans les établissements cliniques. Les EDC favorisent pourtant une normalisation des soins ainsi qu'un partage de données à grande échelle en vue d'aboutir à des travaux de recherche dont les impacts seront notables. Composé de professionnels de la santé, de chercheurs, de membres appartenant à des groupes de défense d'intérêts et de patients, un réseau ontarien de collaboration (*Concussion Ontario Network : Neuroinformatics to Enhance Clinical Care and Translation* ou CONNECT) a ainsi été créé pour établir et mettre en œuvre des EDC en ce qui regarde les soins et la recherche liés aux commotions cérébrales. Bien qu'il s'agisse là d'une première initiative dont l'efficacité initiale a été démontrée, il reste encore des défis à relever dans ce domaine.

Keywords: Brain injury; epidemiology; head trauma; neurosciences; concussion

(Received 9 August 2023; final revisions submitted 8 December 2023; date of acceptance 8 December 2023; First Published online 18 January 2024)

More than 175,000 people sustain a concussion annually in Ontario¹ and up to 35% continue to experience persistent post-concussion symptoms beyond 3 months.² Why some people recover in days and others take months or years is not clear, but this appears to be the result of multiple interacting neuropathological and psychological factors.³ Effective treatments to prevent persistent symptoms are still to be developed and evaluated. Safe timing for return to activity following concussion remains unclear. Furthermore, there is growing evidence that a single concussive event and even multiple sub-concussive hits can be associated with

a more aggressive aging process.⁴ However, who is at risk and why remains unknown.

Seeds Toward a Concussion Network

In 2014, the St. Michael's Hospital Head Injury Clinic hosted a meeting with health care professionals (physiotherapy, athletic therapists, occupational therapy, nursing, physiatry, psychiatry, emergency physicians) advocacy groups, persons and family members with lived experience of concussion. The Ontario Concussion Care Strategy (OCCS) emerged with a vision to work

Corresponding author: Cindy Hunt; Email: cindy.hunt@unityhealth.to

Cite this article: Hunt C, MacKenzie H, Dosaj A, Zych J, Tartaglia C, Bayley M, Wilcock R, Zabjek K, Burke M, Kristman V, Hardy B, Fischer LK, and Baker A. (2024) CONNECTing Concussion Care with Research Across Ontario. *The Canadian Journal of Neurological Sciences* 51: 855–859, <https://doi.org/10.1017/cjn.2023.326>

© The Author(s), 2024. Published by Cambridge University Press on behalf of Canadian Neurological Sciences Federation. This is an Open Access article, distributed under the terms of the Creative Commons Attribution licence (<http://creativecommons.org/licenses/by/4.0/>), which permits unrestricted re-use, distribution and reproduction, provided the original article is properly cited.

METHODS	
CONNECT Patient Reported CDEs 1.0	
Demographics	Date of birth ^{1,2} , age ^{1,2} , gender, ethnicity ^{1,2} , education ^{1,2} , marital status ^{1,2} , employment status ^{1,2} , job status ^{1,2} , household income ^{1,2}
Injury Information	Most recent HI ^{1,2} , time of day ^{1,2} , day of the week ^{1,2} , event amnesia before ^{2,3} , event amnesia after ^{2,3} , loss of consciousness ^{1,2,4} , feeling dazed, confused or disoriented ² , witnessed concussion ⁵ , seizures observed ^{2,3} , mechanism of injury ^{1,2,3} , type of injury ^{1,2,3} , motor vehicle driver/passenger
Medical History	Previous diagnosis (dx) of concussion ^{2,3} , prior concussions ^{1,2} , most recent concussion ⁵ , previous dx of migraine/headache, ADHD, sleep disorder, vertigo/dizziness, learning disability/ dyslexia, depression/anxiety, other previous dx ⁵
Health Services Utilization	Visited/accessed since most recent HI: ED/Family Doctor/ Walk-in/Rehab/Other ⁵ ; Number of times visited since most recent HI: ED/Walk-in Clinic/ Other ⁵
Substance Use	Before Injury/After Injury. Use of tobacco ¹ , vaping ⁵ . Recreational Substances: Crack/Cocaine, Pot/Marijuana, LSD, Speed, Hallucinogens, Heroin/Opiates, Stimulants ¹
Symptoms	Rivermead, Post Concussion Questionnaire/ Scat 5 Symptom Checklist ¹
Activities	Sheehan Disability Score ¹
Sources: 1 NINDS, 2 CDC, 3 Acute Concussion Evaluation, 4 Ohio State University TBI Identification Method Short Form, 5 Experimental	

Figure 1: CONNECT CDEs. NINDS = National Institute of Neurological Disorders and Stroke; CDC = Center for Disease Control; TBI=Traumatic Brain Injury.

collaboratively to improve concussion care and reduce the impact of chronic impairment.

By 2015, an environmental scan of selected specialty clinics across Ontario was completed to understand the data being collected during the assessment and follow-up of adults with concussion. It became clear that the common data elements (CDEs) established by the National Institute of Neurological Disorders and Stroke⁵ were not being used in Ontario and wide variability existed between clinics. It was recognized that CDEs had the potential to: (a) improve quality of care, (b) reduce specialty clinic wait times, (c) educate health care providers, (d) support multisite research, (e) promote data harmonization, (f) align data for research collaboration and comparison, and (g) provide benchmarks for individual sites⁵ to support health policy & planning. The OCCS agreed to establish and implement CDEs to create a minimum data set for concussion care in Ontario.

Implementing CDEs for Concussion Care and Research

After reviewing the literature, OCCS sought consensus among provincial concussion experts⁶ to establish CDEs. With funding from the Ontario Neurotrauma Foundation, data collection using Research Electronic Data Capture (REDCap) by four concussion clinics in Toronto, Ottawa, London and Thunder Bay commenced. The OCCS continued to promote uptake of the CDEs (Figure 1) and identified key elements that would be required to move toward a standardized provincial approach to concussion care and research:

- A centralized hub with staff and resources to support the network's vision
- Funding for development, sustainability and research
- A website to house and share tools

- Staff support for ongoing assessment and review of CDEs
- Funding for systematic electronic data capture of CDEs
- Staff for data management (collection and curation)
- Staff for multisite coordination
- Funding to expand partnerships for geographical representation across the province

Establishing a Diverse and Inclusive Concussion Network

With new funding from the Ontario Brain Institute (OBI),⁷ a Program Manager was hired and OCCS rebranded as *Concussion Ontario Network: Neuroinformatics to Enhance Clinical care and Translation (CONNECT)*. Challenges affecting concussion care were identified including: a) non-evidence-based care for symptom management, b) a need to increase the knowledge-base of health care providers, c) concerns about clinics with questionable credentials, d) challenges with guideline implementation in schools, e) inadequate funding support for multidisciplinary care, f) waiting times >1 year for tertiary care in some areas, and g) stigma related to stress and depression post-concussion. The CONNECT network affirmed a 'CLEAR' mandate to focus on the value add of CONNECT: a Cooperative network to Link research to practice, Engage with community, and Activate commercialization and Research that matters more to more.

Inspired by Haddon's injury matrix,⁸ CONNECT developed a framework for research based on four themes: (1) *Before the Trauma*, (2) *The Trauma*, (3) *After the Trauma*, and (4) *Long Term Consequences* (Figure 1). *Before the Trauma* considers the influence of premorbid biopsychosocial factors on outcomes. *The Trauma* focuses on developing an improved understanding of the pathophysiology, diagnosis, and early management of concussion (<30 days).⁹ *After the Trauma* addresses the management of sequelae 30-89 days post-injury. Whereas, *Long Term Consequences* is concerned with the potential for deterioration 90 days or more post-concussion. Together, themes 1 and 2 aim to discover innovative tools for the assessment and diagnosis of concussion (Recognize). Whereas, themes 3 and 4 seek to test novel interventions that speed recovery, prevent re-injury, and reduce the risk of long term complications (Maximize). These vertical themes intersect with the transverse discovery platforms set out by OBI.⁷ The arrow emphasizes the integrative role of Diversity and Neuroinformatics. Diversity is used to describe the many ways that people who experience a concussion may differ. Examples of diversity include primary characteristics of age, race, birth sex, medical history and differences in injury related elements such as mechanism of injury (ie. transportation, recreation, violence etc.) type and duration of symptoms, and time since injury (acute, subacute or longer term). Neuroinformatics entails collecting and collating all available data in a form that harnesses advanced analytic processes such as machine learning. The data has the potential to optimize patient outcomes by facilitating the provision of the right care at the right time to the right person (Personalize) (Figure 2).

Examining the CONNECT Data

By March 2023, CONNECT enrolled 819 participants (Table 1). The sample has a 2:1 ratio of females to males. This is important as concussion research to date has focused disproportionately on males.¹⁰ Compared to characteristics of the Ontario population the current CONNECT data (see Table 1) is more heavily weighted toward younger adults. Employment status is fairly evenly divided

Table 1: Comparison of CONNECT data to Ontario 2021 census data

	CONNECT	Ontario (2021)
	<i>N</i> = 819	<i>N</i> = 12,314,475
Sex		
Male	33.25%	48.26%
Female	66.75%	51.74%
Age (years)		
15–29	33.66%	21.70%
30–44	30.11%	22.90%
45–59	24.11%	23.35%
60+	12.12%	32.05%
Employment Status		
Employed	75.12%	55.10%
Unemployed	24.88%	44.90%
Marital Status		
Never Married	46.05%	29.36%
Separated	3.70%	2.79%
Married	32.59%	47.93%
Divorced	7.41%	5.81%
Domestic Partnership	9.88%	8.61%
Widowed	0.37%	5.49%

Table 2: CONNECTing injury and medical history by sex

	Male	Female	Total
Time Since Injury			
<4 weeks	40.00%	34.70%	36.45%
4–12 weeks	19.25%	22.39%	21.35%
12+ weeks	40.75%	42.91%	42.20%
Mechanism of Injury			
Transportation-related	29.26%	24.72%	26.23%
Falls/ flying and falling objects	26.30%	40.04%	35.47%
Violence-related	6.67%	2.77%	4.06%
Sport/ exercise related	25.56%	17.53%	20.20%
Other activity	12.22%	14.94%	14.04%
Medical History			
Previous Concussion	40.67%	40.45%	40.52%
Mental Health Condition	25.00%	42.12%	36.43%
Learning Disability	17.54%	16.14%	16.60%
Symptom Severity			
RPQ	22.87 (±17.93)	27.78 (±19.17)	26.14 (±18.89)
SCAT5	38.77 (±25.45)	49.10 (±26.30)	45.83 (±26.43)

N = 819 with missing values omitted. ‘Mental Health Condition’ includes anxiety, depression and any other mental health illness. ‘Learning Disability’ includes dyslexia and ADD/ADHD. Symptom Severity scores are presented as: mean (standard deviation). SCAT5 = Sport Concussion Assessment Tool 5. The SCAT5 is used by 3/10 sites and is scored out of 132 with higher scores indicating a higher number and severity of symptoms. RPQ = Rivermead Post-Concussion Symptoms Questionnaire. The RPQ is used by 7/10 sites and is scored out of 64 with higher scores indicating a higher number and severity of symptoms.

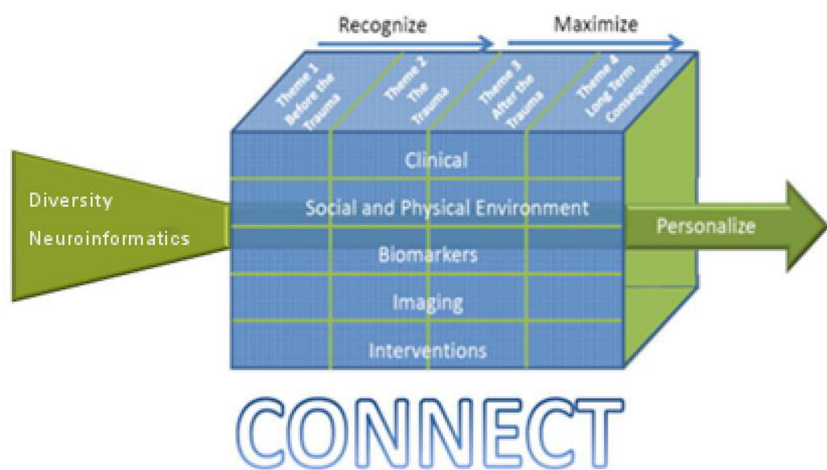


Figure 2: CONNECT’s conceptual model: merging care with research.

across Ontario, whereas a 3:1 ratio of employed (including those on disability or short/long-term leave) to unemployed is seen in the CONNECT data. The largest proportion of participants in the CONNECT sample have never been married, whereas in Ontario the majority are married.

CONNECT participants (Table 2) are largely greater than 12 weeks post-injury, followed by those less than 4 weeks post-injury; although, there was a larger difference in size between these two groups among females. In total, the majority of injuries were attributed to falls and transportation-related incidents, which is

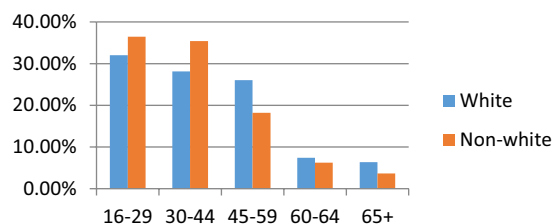


Figure 3: CONNECT data by age.

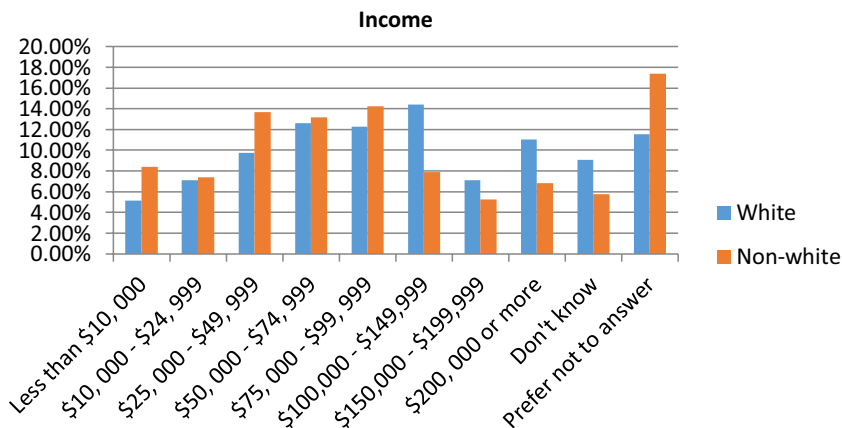


Figure 4: CONNECT data by income.

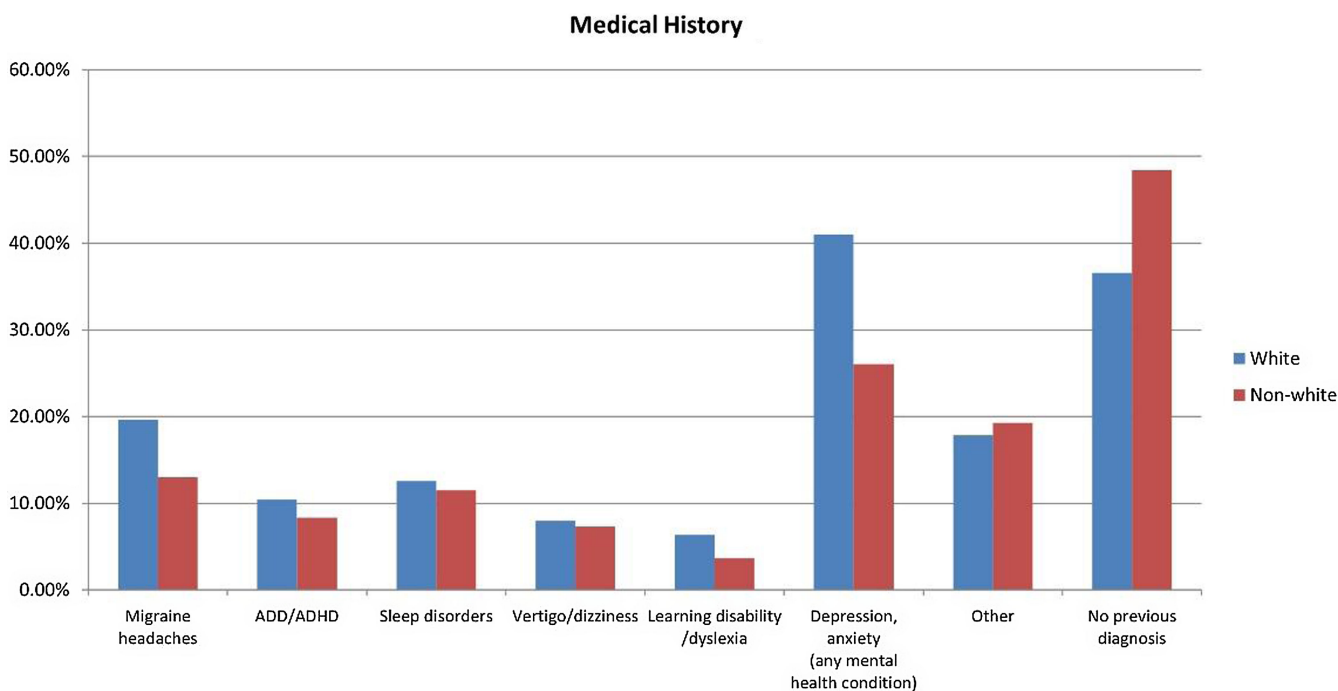


Figure 5: CONNECT data by medical history.

important as most current research is focused on sport. Injury mechanism is evenly distributed across falls/flying and falling objects, transportation and sport/exercise related events in males. The majority of females were injured from falls/flying and falling objects. A similar proportion of females and males reported a previous diagnosis of concussion and learning disability. The proportion of females reporting a previous mental health condition was higher than males.

To date 75% of participants self-identified as White, while the remainder were grouped into Non-White which included Aboriginal, Arab, Black, Chinese, East Asian, Filipino, Japanese, Jewish, Korean, Latin American, South Asian, Southeast Asian and West Asian. Non-White participants had a greater proportion of young patients, while Whites has a greater proportion of older patients (Figure 3). Whites reported a greater proportion of migraine headaches pre-injury compared to Non-White ($p=0.039$) (Figure 4) as well, a larger proportion of Whites reported they experienced greater depression, anxiety or any

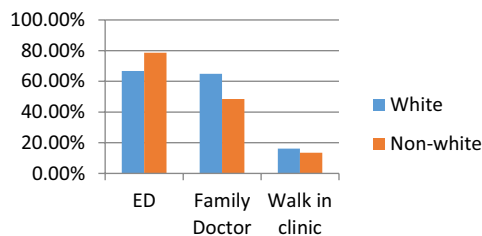


Figure 6: CONNECT data by post-concussion health care utilization.

mental health condition pre-injury ($p=0.0002132$) (Figure 5). A greater proportion of Non-Whites reported seeking more emergency room visits post-concussion for care ($p=0.002$) while Whites reported more post-concussion visits to their family doctor ($p=0.00005793$) (Figure 6).

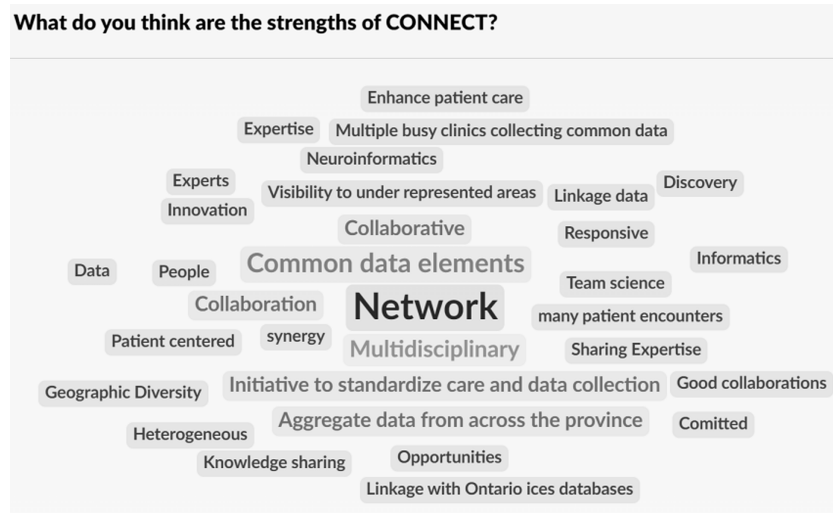


Figure 7: Strengths of CONNECT.

Sustaining the Network

With an established alliance of clinicians, researchers, consumers and industry partners as well as a robust data management system, CONNECT has the potential to become a global leader in concussion research and evidence-based care. This infrastructure can support large-scale clinical trials and meta-analyses to test novel assessment tools and implement targeted interventions. Differences in patient outcomes can be explored allowing for identification of recommendations for best practices in concussion care. Clinical teams across participating sites shared their perspectives on the strengths of CONNECT (Figure 7). CONNECT is dependent on external funding for support and is pursuing options with academic and industry organizations in order to sustain its ongoing diverse multisite data collection, centralized program coordination, robust data management, and further expansion.

Acknowledgements. We acknowledge support of the 10 clinical site investigators engaged with CONNECT across the province; Dr.'s S Marshall, L Fischer, V Kristman, D Velikonja, S Grenier, as well as authors CT, M Burke, M Bayley, HM and AB. We also appreciate the work of the RAs at each of these sites and we thank the patients for consenting to contribute their data to CONNECT.

Funding. CONNECT acknowledges the support of the Ontario Brain Institute (OBI), an independent nonprofit corporation, funded partially by the Ontario government. Fund to Unity Health from OBI supported salaries to CH and AD.

Statement of authorship. CH, HM and JZ developed the draft manuscript, all authors critically reviewed the paper.

References

- Langer L, Levy C, Bayley M. Increasing incidence of concussion: true epidemic or better recognition? *J Head Trauma Rehabil.* 2020;35:E60–E66. DOI: [10.1097/HTR.0000000000000503](https://doi.org/10.1097/HTR.0000000000000503).
- Cancelliere C, Verville L, Stubbs JL, et al. Post-concussion symptoms and disability in adults with mild traumatic brain injury: a systematic review and meta-analysis. *J Neurotraum.* 2023;40:1045–1059. DOI: [10.1089/neu.2022.0185](https://doi.org/10.1089/neu.2022.0185).
- Marshall S, Lithopoulos A, Curran D, et al. Living concussion guidelines: guideline for concussion & prolonged symptoms for adults 18 years of age or older; 2023. Available at: concussionsontario.org.
- Del Bigio MR, Krawitz S, Sinha N. Chronic traumatic encephalopathy-neuropathologic change in a routine neuropathology service: 7-year follow-up. *J Neuropath Exp Neur.* 2023;82:948–957.
- National Institute of Neurological Disorders and Stroke. NINDS Common data elements:sports-related concussion. Available at: https://commondataelements.ninds.nih.gov/SRC.aspx#tab=Data_Standards accessed May 23, 2023.
- Hunt C, Michalak A, Ouchterlony D, et al. Common data elements for concussion in tertiary care: phase one in Ontario. *Can J Neurol Sci.* 2017;44:676–83. DOI: [10.1017/cjn.2017.222](https://doi.org/10.1017/cjn.2017.222).
- Ontario Brain Institute. Available at: <https://braininstitute.ca>; accessed May 23, 2023.
- Haddon W. Options for the prevention of motor vehicle crash injury. *Israeli Med J.* 1980;16:45. Available at: [www.safetynet.org/citations/index.php?fuseaction=citations.viewdetails&citationIds\[\]=citjournalarticle_588_1](http://www.safetynet.org/citations/index.php?fuseaction=citations.viewdetails&citationIds[]=citjournalarticle_588_1)
- Hunt C, Dosaj A, Ackery A, et al. Adults seeking ultra-early post-concussion care in the Emergency Room: a pilot study, 2023. (Manuscript submitted for publication).
- Kenzie ES, Parks EL, Bigler ED, Lim MM, Chesnutt JC, Wakeland W. Concussion as a multi-scale complex system: an interdisciplinary synthesis of current knowledge. *Front Neurol.* 2017;8. DOI: [10.3389/fneur.2017.00513](https://doi.org/10.3389/fneur.2017.00513).