



# Racial, ethnic, and socio-economic disparities in neonatal ICU admissions among neonates born with cyanotic CHD in the United States, 2009–2018

## Original Article

**Cite this article:** Reddy KP, Ludomirsky AB, Jones AL, Shustak RJ, Faerber JA, Naim MY, Lopez KN, and Mercer-Rosa LM (2024) Racial, ethnic, and socio-economic disparities in neonatal ICU admissions among neonates born with cyanotic CHD in the United States, 2009–2018. *Cardiology in the Young* **34**: 1885–1892. doi: [10.1017/S1047951124024971](https://doi.org/10.1017/S1047951124024971)

Received: 5 October 2023  
Revised: 15 February 2024  
Accepted: 30 March 2024  
First published online: 24 April 2024

**Keywords:**  
neonatal ICU; disparities; race; ethnicity; socio-economic status; cyanotic CHD

**Corresponding author:**  
K. P. Reddy;  
Email: [kriyana\\_reddy@alumni.brown.edu](mailto:kriyana_reddy@alumni.brown.edu)

Kriyana P. Reddy<sup>1</sup> , Avital B. Ludomirsky<sup>1</sup>, Andrea L. Jones<sup>1</sup> , Rachel J. Shustak<sup>1</sup>, Jennifer A. Faerber<sup>2</sup>, Maryam Y. Naim<sup>3</sup>, Keila N. Lopez<sup>4</sup> and Laura M. Mercer-Rosa<sup>1,5</sup>

<sup>1</sup>Division of Cardiology, Department of Pediatrics, Children’s Hospital of Philadelphia, Philadelphia, PA, USA; <sup>2</sup>Data Science and Biostatistics Unit, Children’s Hospital of Philadelphia, Philadelphia, PA, USA; <sup>3</sup>Division of Cardiac Critical Care Medicine, Department of Anesthesiology and Critical Care Medicine and Pediatrics, Children’s Hospital of Philadelphia, Philadelphia, PA, USA; <sup>4</sup>Section of Pediatric Cardiology, Department of Pediatrics, Texas Children’s Hospital/Baylor College of Medicine, Houston, TX, USA and <sup>5</sup>Perelman School of Medicine at the University of Pennsylvania, Philadelphia, PA, USA

### Abstract

**Introduction:** Disparities in CHD outcomes exist across the lifespan. However, less is known about disparities for patients with CHD admitted to neonatal ICU. We sought to identify sociodemographic disparities in neonatal ICU admissions among neonates born with cyanotic CHD. **Materials & Methods:** Annual natality files from the US National Center for Health Statistics for years 2009–2018 were obtained. For each neonate, we identified sex, birthweight, pre-term birth, presence of cyanotic CHD, and neonatal ICU admission at time of birth, as well as maternal age, race, ethnicity, comorbidities/risk factors, trimester at start of prenatal care, educational attainment, and two measures of socio-economic status (Special Supplemental Nutrition Program for Women, Infants, and Children [WIC] status and insurance type). Multivariable logistic regression models were fit to determine the association of maternal socio-economic status with neonatal ICU admission. A covariate for race/ethnicity was then added to each model to determine if race/ethnicity attenuate the relationship between socio-economic status and neonatal ICU admission. **Results:** Of 22,373 neonates born with cyanotic CHD, 77.2% had a neonatal ICU admission. Receipt of WIC benefits was associated with higher odds of neonatal ICU admission (adjusted odds ratio [aOR] 1.20, 95% CI 1.1–1.29,  $p < 0.01$ ). Neonates born to non-Hispanic Black mothers had increased odds of neonatal ICU admission (aOR 1.20, 95% CI 1.07–1.35,  $p < 0.01$ ), whereas neonates born to Hispanic mothers were at lower odds of neonatal ICU admission (aOR 0.84, 95% CI 0.76–0.93,  $p < 0.01$ ). **Conclusion:** Maternal Black race and low socio-economic status are associated with increased risk of neonatal ICU admission for neonates born with cyanotic CHD. Further work is needed to identify the underlying causes of these disparities.

CHD is the most common form of birth defect.<sup>1</sup> Over the past 20 years, infant mortality due to CHD has decreased significantly amidst improved care of premature births and advancements in surgical interventions to repair CHDs.<sup>2</sup> However, a growing body of work has found significant racial, ethnic, and socio-economic disparities in outcomes in infants and children with CHD, ranging from greater mortality in infancy to reduced quality of life in childhood and adolescence.<sup>2–6</sup> These disparities often begin prenatally, with decreased rates of prenatal detection of CHD in patients with lower socio-economic status, which ultimately delay access to appropriate cardiac care.<sup>6–8</sup> Health inequities in CHD are then perpetuated across the lifespan in part due to variable access to routine cardiac care, under- or un-insurance, structural racism, and poorer neighbourhood-level social determinants of health, among other factors.<sup>9</sup>

Our current understanding of the association between race, ethnicity, socio-economic status, and adverse birth outcomes in infants with CHD is primarily focused on mortality. One measure that has been understudied in this context is neonatal ICU admission, which is significantly associated with poor long-term outcomes such as increased healthcare utilisation, increased risk for altered school-age behaviour, and diminished economic potential as an adult.<sup>10</sup> Moreover, as daily neonatal ICU costs exceed \$3,000 per neonate, evaluating neonatal ICU admissions among neonates with CHD may have important implications for understanding elevated healthcare costs in the CHD population.<sup>11</sup> Thus, in this nationally comprehensive study, we sought to

determine if neonatal ICU admissions were associated with racial, ethnic, and socio-economic disparities among neonates born with cyanotic CHD.

## Methods

### Data source and measures

We conducted a retrospective observational study using natality data from the National Vital Statistics System of the National Center for Health Statistics. Annual natality data files provide information on all births occurring during each calendar year in the United States, and data are derived from birth certificates. We collected de-identified data on births in the 50 US states and District of Columbia. For each neonate, we identified sex, birthweight, pre-term birth, presence of cyanotic CHD, and neonatal ICU admission at the time of birth. A neonate was identified as having cyanotic CHD if in their natality file, the “Yes” box was checked for the presence of cyanotic CHD in the “congenital abnormalities of the newborn” section of the form. For each mother, we identified age, race, ethnicity, comorbidities, and risk factors (smoking, pre-pregnancy diabetes, gestational diabetes, pre-pregnancy hypertension, gestational hypertension, and eclampsia), trimester at start of prenatal care, educational attainment, and two measures of socio-economic status (Special Supplemental Nutrition Program for Women, Infants, and Children [WIC] status and insurance type) as of the time of birth of the neonate. The final analytical cohort was then limited to neonates with cyanotic CHD and maternal race/ethnicity of non-Hispanic White, non-Hispanic Black, or Hispanic.

### Statistical analysis

First, we summarised the maternal and neonatal characteristics of all cyanotic CHD births in the analytical cohort using frequencies and proportions for binary measures, as well as medians and IQRs for continuous measures. We compared the distribution of maternal and neonatal characteristics across racial and ethnic groups for non-Hispanic White, non-Hispanic Black, and Hispanic neonates and tested for significant differences in characteristics using Chi-Square and Kruskal–Wallis tests.

Second, we visualised trends in neonatal ICU admission rates (i.e., percentages of neonates admitted to the neonatal ICU) for racial, ethnic, and socio-economic subgroups by plotting line graphs of annual, group-level neonatal ICU admission rates. We performed Mann–Kendall tests to test for significant trends in group-level neonatal ICU admission rates over time.

The primary analysis aimed to identify if maternal socio-economic status was associated with likelihood of a neonatal ICU admission. We built two separate logistic regression models in which the dependent variable was neonatal ICU admission. Each model included one measure of socio-economic status as an independent variable: WIC status and insurance type. In each model, we also included sex (male versus female), a binary variable for low birthweight ( $\leq 2,500$  g), a binary variable for pre-term birth ( $< 37$  weeks), categorical bins for maternal age ( $< 17$  years, 17–35 years, and  $> 35$  years), binary variables for maternal comorbidities/risk factors (gestational diabetes, pre-pregnancy diabetes, gestational hypertension, pre-pregnancy hypertension, and smoking status), and trimester at start of prenatal care as covariates.

In the secondary analysis, we added a covariate for combined race/ethnicity group (non-Hispanic White, non-Hispanic Black,

and Hispanic) into each of the multivariable logistic regression models to determine the extent to which race and ethnicity modify the effect of socio-economic status on neonatal ICU admission risk. We tested for possible interaction between each measure of socio-economic status and race/ethnicity. No interaction terms were found to be statistically significant and were, consequently, excluded from the final models. Additionally, variance inflation factors were calculated for all covariates in the multivariable logistic regression models. All variance inflation factors were less than 5, suggesting no significant multicollinearity between covariates included in the final models.

Statistical analyses were performed using R version 4.1.0 (R Foundation for Statistical Computing). All statistical testing was two-tailed with P values  $< 0.05$  designated statistically significant.

## Results

### Baseline characteristics of the study cohort

Between 2009 and 2018, there were 24,067 births of neonates with cyanotic CHD identified in the natality files. Of those, 22,373 (93%) births had maternal race/ethnicity identified as non-Hispanic White, non-Hispanic Black, or Hispanic. Characteristics of these births are summarised in Supplemental Table 1. Overall, 44.4% of neonates were female, 40.3% of neonates were born pre-term, and the median (IQR) birthweight was 3,030 (2,440–3,460) grams. Non-Hispanic Black mothers had a 44.8% rate of pre-term births, compared to 41.9% among Hispanic mothers and 39.1% among non-Hispanic White mothers ( $p < 0.001$ ). The median (IQR) birthweight for non-Hispanic Black neonates was 2,860 (2,260–3,320) grams, whereas the median (IQR) birthweight for non-Hispanic White neonates was 3,060 (IQR, 2,490–3,490) grams ( $p < 0.001$ ). Non-Hispanic White mothers had a significantly higher smoking rate than Hispanic mothers (14.4 versus 4.6%,  $P < 0.001$ ). Hispanic mothers had a higher rate of gestational diabetes than non-Hispanic Black mothers (10.7 versus 7.4%,  $p < 0.001$ ), whereas non-Hispanic Black mothers had a higher rate of pre-pregnancy hypertension than Hispanic mothers (6.9 versus 2.9%,  $p < 0.001$ ). Additionally, non-Hispanic White mothers tended to start receiving prenatal care earlier in pregnancy, with 72.2% of non-Hispanic White mothers starting prenatal care in the first trimester, compared to only 61% of non-Hispanic Black mothers and 63.2% of Hispanic mothers beginning care in the first trimester ( $p < 0.001$ ).

Overall, 36.1% of mothers received WIC benefits. Among Hispanic mothers, 59.1% received WIC benefits, compared to 26.7% of non-Hispanic White mothers ( $p < 0.001$ ). Hispanic mothers also tended to have lower educational attainment, with 34.8% of Hispanic mothers having less than a high school diploma/GED, compared to 7.9% of non-Hispanic White mothers and 18.5% of non-Hispanic Black mothers having less than a high school diploma/GED ( $p < 0.001$ ). Notably, 63.1% of non-Hispanic White mothers had private insurance, compared to only 26.9% of Hispanic mothers and 27.5% of non-Hispanic Black mothers ( $p < 0.001$ ).

### Temporal trends in neonatal ICU admissions

The overall neonatal ICU admission rate for the entire study period was 77.2%, with non-Hispanic Black neonates having the highest neonatal ICU admission rates (Table 1). The non-Hispanic White neonatal ICU admission rate increased from 73.1% in 2009 to 83.4% in 2018 ( $P = 0.04$  for trend), and the Hispanic neonatal ICU

**Table 1.** Association between socio-economic status and NICU admission among NH Black, NH White, and Hispanic US neonates born with cyanotic CHD. Models were unadjusted for race and ethnicity

Covariate	NICU Admission	
	Model 1	Model 2
	aOR <sup>1</sup> (95% CI)	aOR (95% CI)
Mother receiving WIC <sup>2</sup> benefits	1.20 (1.1–1.29)	–
Insurance type		
Private	–	Reference
Medicaid and other public	–	1.07 (0.98–1.16)
Self-pay	–	<b>0.65 (0.54–0.78)</b>
Other <sup>3</sup>	–	<b>1.42 (1.04–1.93)</b>
Maternal educational attainment		
Less than high school or GED <sup>4</sup>	Reference	Reference
High school diploma or GED	<b>1.30 (1.15–1.46)</b>	<b>1.24 (1.10–1.40)</b>
Some college	<b>1.22 (1.08–1.38)</b>	1.11 (0.98–1.25)
Associate's or bachelor's degree	<b>1.14 (1.01–1.29)</b>	1.02 (0.90–1.15)
Masters and higher	1.03 (0.89–1.19)	0.91 (0.78–1.05)
Trimester of start of prenatal care		
First trimester	Reference	Reference
Second trimester	<b>1.33 (1.21–1.45)</b>	<b>1.32 (1.20–1.44)</b>
Third trimester	<b>2.16 (1.85–2.53)</b>	<b>2.23 (1.91–2.62)</b>
Maternal gestational diabetes	<b>1.43 (1.25–1.65)</b>	<b>1.44 (1.25–1.65)</b>
Maternal pre-pregnancy diabetes	<b>2.08 (1.64–2.63)</b>	<b>2.16 (1.71–2.74)</b>
Maternal gestational hypertension	<b>1.28 (1.12–1.47)</b>	<b>1.24 (1.08–1.42)</b>
Maternal pre-pregnancy hypertension	<b>1.28 (1.04–1.58)</b>	<b>1.30 (1.06–1.60)</b>
Maternal smoking	<b>1.22 (1.09–1.37)</b>	<b>1.23 (1.09–1.37)</b>
Maternal age		
<17 years	Reference	Reference
17–35 years	1.19 (0.82–1.75)	1.21 (0.83–1.77)
>35 years	1.14 (0.77–1.68)	1.18 (0.80–1.74)
Neonatal male sex	<b>1.19 (1.11–1.27)</b>	<b>1.19 (1.11–1.27)</b>
Low birthweight	<b>1.48 (0.77–1.68)</b>	<b>1.47 (1.34–1.62)</b>
Pre-term birth	<b>1.17 (1.07–1.27)</b>	<b>1.16 (1.07–1.26)</b>

NH, non-Hispanic; NICU, neonatal ICU.  
 Bolded values indicate aOR with  $p < 0.05$ .

<sup>1</sup>aOR = adjusted odds ratio.

<sup>2</sup>WIC = Special Supplemental Nutrition Program for Women, Infants, and Children.

<sup>3</sup>“Other” includes Indian health Service, CHAMPUS/TRICARE, and other federal, state, or local government insurance.

<sup>4</sup>GED = tests of general educational development.

admission rate increased from 74.5 to 80.9% in the same period ( $p = 0.03$  for trend) (Fig. 1a). Neonatal ICU admission rates were higher among CHD neonates born to mothers receiving WIC benefits than mothers not receiving WIC benefits, with admission rates for WIC increasing from 76.7% in 2009 to 85.1% in 2018 ( $p = 0.04$  for trend) (Fig. 1b). Admission rates tended to be lower among births where the source of payment for delivery was private

insurance or self-pay (Supplemental Figure 1). Further, neonates born to mothers with higher educational attainment tended to have lower neonatal ICU admission rates. Of note, neonatal ICU admission rates for neonates born to mothers without high school degrees/GEDs increased from 71% in 2009 to 80% in 2018 ( $p = 0.007$  for trend) (Fig. 1c).

#### Association of maternal socio-economic status with neonatal ICU admission

The results of the primary analysis to identify associations between maternal socio-economic status and likelihood of neonatal ICU admission for neonates with CHD are summarised in Table 1. Receipt of WIC benefits was associated with increased odds of neonatal ICU admission for the neonate (Model 1: adjusted odds ratio [aOR] 1.20, 95% CI 1.1–1.29,  $p < 0.001$ ). Further, self-payment for delivery was associated lower odds of neonatal ICU admission (Model 2: aOR 0.65, 95% CI 0.54–0.78,  $p < 0.001$ ). In both models, maternal educational attainment of high school diploma or GED was associated with higher odds of neonatal ICU admission for the neonate (Model 1: aOR 1.30, 95% CI 1.15–1.46,  $p < 0.001$ , Model 2: aOR: 1.24, 95% CI 1.10–1.40,  $p < 0.001$ ) relative to maternal educational attainment of less than a high school diploma or GED. Notably, third trimester start of prenatal care, maternal gestational diabetes, pre-pregnancy diabetes, gestational hypertension, pre-pregnancy hypertension, smoking, and neonatal low birthweight and pre-term birth were all associated with significantly increased odds of neonatal ICU admission for the neonate in both models.

#### Association of maternal race and ethnicity with neonatal ICU admission

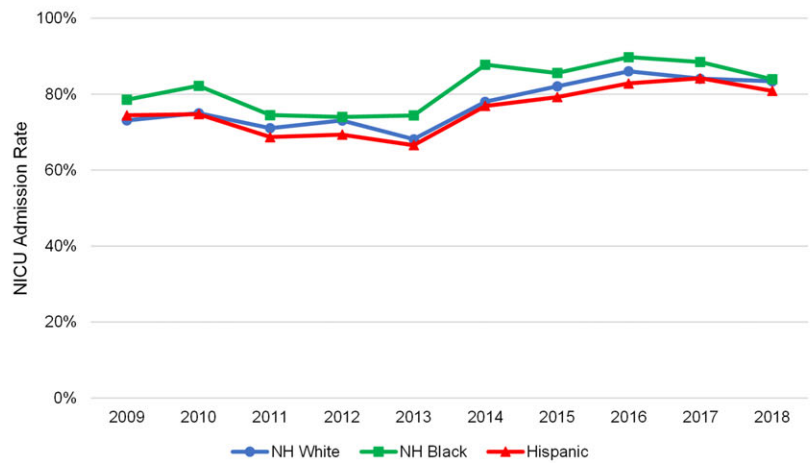
The results of the secondary analysis to identify associations between maternal race, ethnicity, and likelihood of neonatal ICU admission for neonates with CHD are summarised in Table 2. After adjusting for WIC status, Black race was associated with significantly greater odds (aOR 1.20, 95% CI 1.07–1.35,  $p < 0.001$ ) of neonatal ICU admission for the CHD neonate, while Hispanic ethnicity was associated with significantly lower odds (aOR 0.84, 95% CI 0.76–0.93,  $p < 0.001$ ) of neonatal ICU admission. Similar results were obtained when insurance type was introduced into the model as a marker of socio-economic status.

#### Discussion

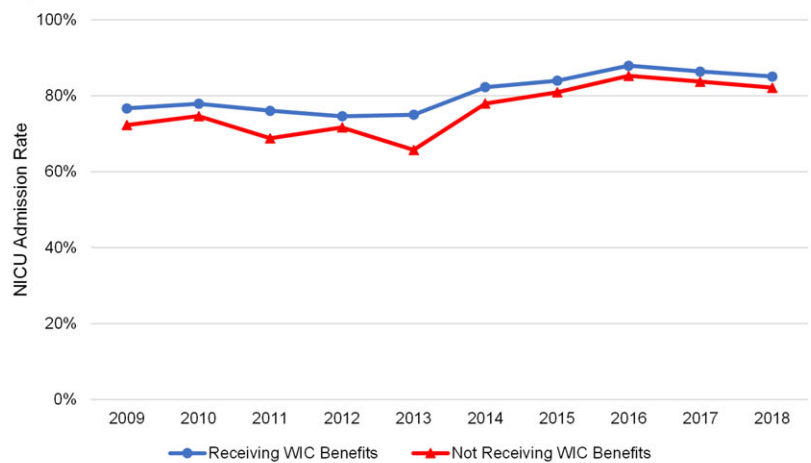
To our knowledge, this is the first nationally comprehensive study to identify racial, ethnic, and socio-economic disparities in neonatal ICU admission rates among a large cohort of neonates born with cyanotic CHD. Markers of low socio-economic status were independently associated with increased odds of neonatal ICU admission. Additionally, even after adjusting for pre-term birth, Black race was independently associated with increased odds of neonatal ICU admission, while Hispanic ethnicity was associated with decreased odds of neonatal ICU admission. Taken together, these findings suggest that race, ethnicity, and socio-economic status are important determinants of disparate birth outcomes among neonates born with cyanotic CHD.

Neonatal ICU admission rates in the study cohort increased significantly throughout the study period, echoing a similar trend in neonatal ICU admission rates in the general neonatal population.<sup>12</sup> This increase may be explained by the considerable growth in number and size of neonatal ICUs in recent years, as well

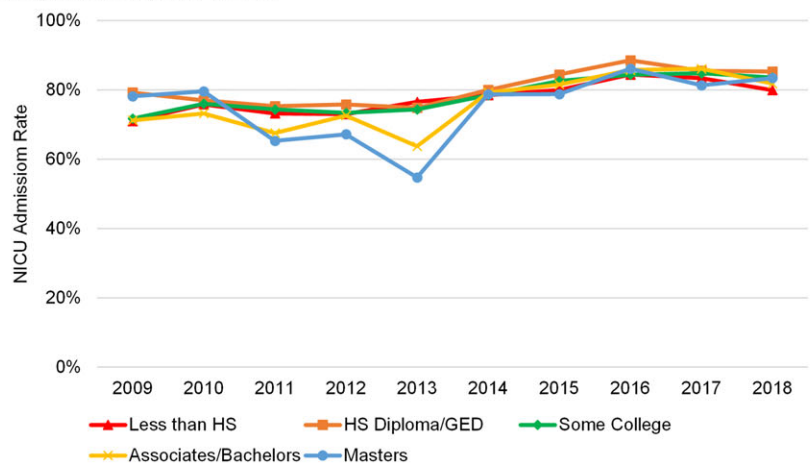
(a) Annual NICU admission rates by race and ethnicity among neonates born with cyanotic CHD, 2009 to 2018.



(b) Annual NICU admission rates by maternal WIC status among neonates born with cyanotic CHD, 2009 to 2018.



(c) Annual NICU admission rates by maternal educational attainment among neonates born with cyanotic CHD, 2009 to 2018.



**Figure 1.** [a] Annual NICU admission rates by race and ethnicity among neonates born with cyanotic CHD, 2009–2018. [b] Annual NICU admission rates by maternal WIC status among neonates born with cyanotic CHD, 2009–2018. [c] Annual NICU admission rates by maternal educational attainment among neonates born with cyanotic CHD, 2009–2018. NICU, neonatal ICU.

as increased prenatal screening for CHD and improved prenatal detection rates over time.<sup>13–16</sup> However, neonatal ICU admission rates remained consistently high for non-Hispanic Black neonates as well as neonates with markers of low maternal socio-economic

status and low maternal educational attainment. While neonatal ICU rates were overall higher in the neonatal CHD population than in the general neonatal population, our findings highlight persistent disparities in the likelihood of neonatal ICU admission even after

**Table 2.** Association between socio-economic status, race, ethnicity, and NICU admission among NH Black, NH White, and Hispanic US neonates born with cyanotic CHD. Models were adjusted for race and ethnicity

Covariate	NICU admission	
	Model 1	Model 2
	aOR <sup>1</sup> (95% CI)	aOR (95% CI)
Mother receiving WIC <sup>2</sup> benefits	<b>1.20 (1.10–1.30)</b>	–
Insurance type		
Private	–	Reference
Medicaid and other public	–	1.05 (0.97–1.15)
Self-pay	–	<b>0.66 (0.55–0.80)</b>
Other <sup>3</sup>	–	<b>1.41 (1.04–1.92)</b>
Maternal race/ethnicity		
Non-Hispanic White	Reference	Reference
Non-Hispanic Black	<b>1.20 (1.07–1.35)</b>	<b>1.27 (1.13–1.42)</b>
Hispanic	<b>0.84 (0.76–0.93)</b>	<b>0.89 (0.80–0.98)</b>
Maternal educational attainment		
Less than high school or GED <sup>4</sup>	Reference	Reference
High school diploma or GED	<b>1.25 (1.11–1.41)</b>	<b>1.20 (1.07–1.36)</b>
Some college	<b>1.16 (1.02–1.31)</b>	1.07 (0.94–1.21)
Associate's or bachelor's degree	1.08 (0.95–1.22)	0.98 (0.86–1.12)
Masters and higher	0.98 (0.84–1.13)	0.87 (0.75–1.02)
Trimester of start of prenatal care		
First trimester	Reference	Reference
Second trimester	<b>1.32 (1.20–1.45)</b>	<b>1.31 (1.19–1.43)</b>
Third trimester	<b>2.16 (1.85–2.52)</b>	<b>2.22 (1.90–2.60)</b>
Maternal gestational diabetes	<b>1.45 (1.26–1.67)</b>	<b>1.45 (1.26–1.67)</b>
Maternal pre-pregnancy diabetes	<b>2.10 (1.66–2.66)</b>	<b>2.18 (1.72–2.77)</b>
Maternal gestational hypertension	<b>1.27 (1.11–1.46)</b>	<b>1.21 (1.08–1.41)</b>
Maternal pre-pregnancy hypertension	<b>1.24 (1.01–1.53)</b>	<b>1.26 (1.02–1.55)</b>
Maternal smoking	<b>1.18 (1.06–1.33)</b>	<b>1.21 (1.08–1.36)</b>
Maternal age		
<17 years	Reference	Reference
17–35 years	1.21 (0.83–1.77)	1.22 (0.83–1.79)
>35 years	1.16 (0.79–1.71)	1.19 (0.81–1.76)
Neonatal male sex	<b>1.19 (1.11–1.27)</b>	<b>1.19 (1.11–1.28)</b>
Low birthweight	<b>1.27 (1.34–1.62)</b>	<b>1.46 (1.33–1.61)</b>
Pre-term birth	<b>1.17 (1.07–1.27)</b>	<b>1.16 (1.07–1.26)</b>

NH, non-Hispanic; NICU, neonatal ICU.

Bolded values indicate aOR with p < 0.05.

<sup>1</sup>aOR = adjusted odds ratio.

<sup>2</sup>WIC = Special Supplemental Nutrition Program for Women, Infants, and Children.

<sup>3</sup>Other<sup>3</sup> includes Indian health Service, CHAMPUS/TRICARE, and other federal, state, or local government insurance.

<sup>4</sup>GED = tests of general educational development.

accounting for known clinical neonatal ICU admission risk factors, including pre-term birth and low birthweight. This finding is consistent with previous literature that has found wide racial, ethnic, and socio-economic gaps in adverse birth outcomes.<sup>17–20</sup>

Neonates born to Hispanic mothers had decreased odds of neonatal ICU admission, despite high rates of WIC enrolment and later onset of prenatal care among Hispanic mothers. These results agree with prior work that has found that rates of adverse birth outcomes can be lower among Hispanic neonates than among non-Hispanic White and non-Hispanic Black neonates, despite prevalent social risk factors (e.g., low socio-economic status and low health literacy) among Hispanic mothers.<sup>10,21</sup> This “Hispanic Paradox” has been documented in the literature and may be explained by differential prenatal experiences and birth outcomes among Hispanic mothers born in the United States versus those born outside of the United States.<sup>22,23</sup> A recent study identified considerable heterogeneity in adverse birth outcomes among Hispanic mothers after disaggregation by country of origin.<sup>24</sup> Sociocultural factors that contribute to this phenomenon are maintained by local community networks that provide informal social supports and systems of prenatal care that often diminish with acculturation.<sup>22,23,25</sup> Decreased odds of neonatal ICU admission among Hispanic neonates in this study may reflect this paradox. Reduced risk of neonatal ICU admission among Hispanic neonates may also reflect reduced access to risk-appropriate neonatal care among Hispanic mothers, which may be influenced by the geographic distribution of the Hispanic population in the United States as well as variable access to neonatal ICUs along the rural–urban continuum.<sup>26</sup>

While disparities in CHD outcomes across the lifespan are well documented, the causal mechanisms by which sociodemographic disparities in CHD outcomes arise remain poorly understood.<sup>3,9,27</sup> One factor that may drive disparities in CHD outcomes is prenatal care and corresponding prenatal CHD diagnosis, which has been shown to reduce the likelihood of perinatal and pre-operative morbidity and mortality in neonates with CHD.<sup>8,28–30</sup> Consistent with this, our study found that delayed prenatal care was associated with significantly increased odds of neonatal ICU admission. This relationship is exacerbated among Black mothers and mothers of low socio-economic status due to increased barriers to accessing prenatal care that are affected by geographic proximity to care, implicit bias, structural racism, affordability, and community-level social acceptance, among other factors.<sup>31–34</sup> It is possible that the disparities observed in this study are explained by socio-demographic differences in prenatal CHD diagnosis, which could not be identified in the data source underlying this study.

The increased odds of neonatal ICU admission among neonates born to mothers of Black race and low socio-economic status in our study may also indicate increased severity of disease in these neonates or other complicating risk factors. Several prior studies have found that Black infants tend to have more complex types of CHD.<sup>35,36</sup> Moreover, previous work has found that CHD mortality remains the highest among non-Hispanic Black individuals and that a significant portion of inferior outcomes among Hispanic and non-Hispanic Black infants with CHD can be explained by varied exposure to adverse maternal-fetal environments.<sup>2,37</sup> In the general neonatal population, non-Hispanic Black neonates have higher rates of neonatal ICU admissions than non-Hispanic White and Hispanic neonates, but these differences diminish after risk

stratification. Racial and ethnic differences in neonatal ICU admission are pronounced in birthweight-stratified analyses, with the largest differences among neonates with normal to high birthweights. While this study did adjust for birthweight and pre-term birth in modelling neonatal ICU admission risk, CHD lesion type, clinical severity, and additional risk factors could not be measured. It is possible that these variables explain some portion of the sociodemographic disparities in neonatal ICU admissions observed in this study.

Increased rates of neonatal ICU admission among Black and low socio-economic status neonates are concerning for various reasons. First, there are well-documented racial, ethnic, and socio-economic inequities in the quality of neonatal intensive care received by neonates, with Black neonates consistently receiving neonatal care at lower-quality neonatal ICUs than White neonates.<sup>26,38,39</sup> Among neonates with CHD, equitable access to high-quality neonatal care is crucial, as there are known survival advantages for neonates born in neonatal ICUs with high levels of care and high patient volumes.<sup>40</sup> Furthermore, when complex CHD is diagnosed prenatally, perinatal care coordination at tertiary centres with dedicated paediatric cardiac surgical teams has been shown to improve perioperative outcomes in neonates with CHD.<sup>41,42</sup> Second, the CHD population is known to consume a disproportionate share of health resources, with neonatal ICU patients among the highest utilisers of hospital resources.<sup>43–45</sup> Neonatal ICU admissions in the CHD population may, therefore, pose significant financial burdens to families from historically marginalised and disadvantaged communities. Further work is needed to understand how differences in neonatal ICU admission rates correlate with differential resource use among neonates with CHD, with a particular focus on racially minoritised neonatal patients and patients of low socio-economic status.<sup>43,44</sup>

### Limitations

There are several limitations to this study. First, this study was observational and cross-sectional, so causality cannot be inferred. Second, as the data source lacked detailed geographic information, no geocoded analyses evaluating neighbourhood-level factors (e.g., residential segregation and geographic proximity to neonatal ICU hospitals) could be performed. Additionally, the data did not specify the type of CHD, and risk for neonatal ICU admission can vary by lesion type and severity of disease. Moreover, some forms of cyanotic CHD require admission to a neonatal ICU for neonatal intervention, in which case neonatal ICU admission would not necessarily be considered an adverse birth outcome. However, the data source does not distinguish between planned versus unplanned neonatal ICU admissions, precluding granular analyses based on the planned nature of a neonatal ICU admission. Third, this study was limited to only non-Hispanic Black, non-Hispanic White, and Hispanic mothers. Further work is needed to investigate the association between socio-economic status and neonatal ICU admission risk among mothers belonging to other racial and ethnic groups. Fourth, data on admission to cardiac ICU is not provided in the natality files. There may be geographic variation in admission practices (e.g., the possibility of all neonates with critical CHD presenting to cardiac ICU and only premature neonates with CHD presenting to neonatal ICU) that cannot be detected by the natality files used in this study. While birth certificate forms define neonatal ICU admissions, variations in coding practices across states and hospitals may mean that some certificates are marked “Yes” for neonatal ICU admission when the neonate was admitted to a

dedicated cardiac ICU, and other certificates are marked “No” in similar situations.<sup>12</sup> The direction of bias is unclear and cannot be determined using the underlying data source. However, data on neonatal ICU admissions from National Center for Health Statistics natality files have been validated in previous studies with regard to accuracy and adequate agreement between birth certificates compared to hospital records.<sup>46</sup> Further, previous work has found that more neonates undergoing congenital heart surgery are admitted to neonatal ICUs relative to cardiac ICUs.<sup>45</sup> Prior studies evaluating neonatal ICU versus cardiac ICU admissions among neonates with CHD have noted significant data limitations in alternative administrative databases with regard to distinguishing cardiac ICU admissions from other ICU admissions (e.g., miscoding of charges for cardiac ICU versus PICU admissions, lack of data on the level of specialisation of care within ICUs).<sup>45</sup> Additional work is needed to understand if similar sociodemographic disparities exist in cardiac ICU admission risk for neonates born with CHD. Fifth, the study period spans 2009–2019, but the 2003 revision US Standard Certificate of Live Birth was not adopted in all US states until 2016.<sup>47</sup> As this may introduce bias into the interpretability of the data, a temporal analysis of neonatal ICU admission rates was performed to mitigate this limitation. Sixth, the natality files do not provide information on prenatal diagnosis of CHD, which can influence odds of neonatal ICU admission for the neonate. We attempted to minimise consequent confounding by controlling for trimester of start of prenatal care. Lastly, the data source did not specify neonatal ICU care levels (i.e., Levels I, II, III, and IV), which reflect the nature of services and therapies offered at each neonatal ICU and the complexity of medical conditions each facility has capabilities to treat. Additional work is warranted to determine if disparities in neonatal ICU admission rates reflect underlying differences in access to risk-appropriate neonatal ICU care.

### Conclusion

There are significant racial, ethnic, and socio-economic disparities in neonatal ICU admissions among neonates born with cyanotic CHD in the United States between 2009 and 2018, of which maternal Black race and low socio-economic status were the most significant risk factors. Identifying and addressing the root causes of these disparities is essential to mitigating sociodemographic disparities in CHD outcomes in neonates.

**Supplementary material.** The supplementary material for this article can be found at <https://doi.org/10.1017/S1047951124024971>.

**Acknowledgements.** None.

**Competing interests.** None.

### References

- Hoffman JI, Kaplan S. The incidence of congenital heart disease. *J Am Coll Cardiol* 2002; 39: 1890–1900. DOI: [10.1016/s0735-1097\(02\)01886-7](https://doi.org/10.1016/s0735-1097(02)01886-7).
- Lopez KN, Morris SA, Sexson Tejtel SK, Espallat A, Salemi JL. US mortality attributable to congenital heart disease across the lifespan from 1999 Through 2017 Exposes persistent racial/Ethnic disparities. *Circulation* 2020; 142: 1132–1147. DOI: [10.1161/CIRCULATIONAHA.120.046822](https://doi.org/10.1161/CIRCULATIONAHA.120.046822).
- Peyvandi S, Baer RJ, Moon-Grady AJ, et al. Socioeconomic mediators of racial and ethnic disparities in congenital heart disease outcomes: a population-based study in California. *J Am Heart Assoc* 2018; 7: e010342. DOI: [10.1161/JAHA.118.010342](https://doi.org/10.1161/JAHA.118.010342).

4. Kucic JE, Nembhard WN, Donohue P, et al. Community socioeconomic disadvantage and the survival of infants with congenital heart defects. *Am J Public Health* 2014; 104: e150–e157. DOI: [10.2105/AJPH.2014.302099](https://doi.org/10.2105/AJPH.2014.302099).
5. Xiang L, Su Z, Liu Y, et al. Impact of family socioeconomic status on health-related quality of life in children with critical congenital heart disease. *J Am Heart Assoc* 2019; 8: e010616. DOI: [10.1161/JAHA.118.010616](https://doi.org/10.1161/JAHA.118.010616).
6. Nashed LM, O'Neil J. The impact of socioeconomic status and race on the outcomes of congenital heart disease. *Curr Opin Cardiol* 2022; 37: 86–90. DOI: [10.1097/HCO.0000000000000928](https://doi.org/10.1097/HCO.0000000000000928).
7. Hill GD, Block JR, Tanem JB, Frommelt MA. Disparities in the prenatal detection of critical congenital heart disease. *Prenat Diagn* 2015; 35: 859–863. DOI: [10.1002/pd.4622](https://doi.org/10.1002/pd.4622).
8. Krishnan A, Jacobs MB, Morris SA, et al. Impact of socioeconomic status, race and ethnicity, and geography on prenatal detection of hypoplastic left heart syndrome and transposition of the great arteries. *Circulation* 2021; 143: 2049–2060. DOI: [10.1161/CIRCULATIONAHA.120.053062](https://doi.org/10.1161/CIRCULATIONAHA.120.053062).
9. Lopez KN, Baker-Smith C, Flores G, et al. Addressing social determinants of health and mitigating health disparities across the lifespan in congenital heart disease: a scientific statement from the American heart association. *J Am Heart Assoc* 2022; 11: e025358. DOI: [10.1161/JAHA.122.025358](https://doi.org/10.1161/JAHA.122.025358).
10. de Jongh BE, Locke R, Paul DA, Hoffman M. The differential effects of maternal age, race/ethnicity and insurance on neonatal intensive care unit admission rates. *BMC Pregnancy Childbirth* 2012; 12: 97. DOI: [10.1186/1471-2393-12-97](https://doi.org/10.1186/1471-2393-12-97).
11. Kornhauser M, Schneiderman R. How plans can improve outcomes and cut costs for preterm infant care. *Manag Care* 2010; 19: 28–30.
12. Kim Y, Ganduglia-Cazaban C, Chan W, Lee M, Goodman DC. Trends in neonatal intensive care unit admissions by race/ethnicity in the United States, 2008–2018. *Sci Rep* 2021; 11: 23795. DOI: [10.1038/s41598-021-03183-1](https://doi.org/10.1038/s41598-021-03183-1).
13. Boghossian NS, Geraci M, Phibbs CS, Lorch SA, Edwards EM, Horbar JD. Trends in resources for neonatal intensive care at delivery hospitals for infants born younger Than 30 Weeks' gestation, 2009–2020. *JAMA Netw Open* 2023; 6: e2312107. DOI: [10.1001/jamanetworkopen.2023.12107](https://doi.org/10.1001/jamanetworkopen.2023.12107).
14. Davis R, Stuchlik PM, Goodman DC. The relationship between regional growth in neonatal intensive care capacity and perinatal risk. *Med Care* 2023; 61: 729–736. DOI: [10.1097/MLR.0000000000001893](https://doi.org/10.1097/MLR.0000000000001893).
15. Mattia D, Matney C, Loeb S, et al. Prenatal detection of congenital heart disease: recent experience across the state of arizona. *Prenat Diagn* 2023; 43: 1166–1175. DOI: [10.1002/pd.6409](https://doi.org/10.1002/pd.6409).
16. Centers for Disease Control and Prevention. 4.5a Overview Congenital heart defects: Prenatal diagnosis and postnatal confirmation, <https://www.cdc.gov/ncbddd/birthdefects/surveillancemanual/chapters/chapter-4/chapter4-5a.html>. Accessed January 1, 2024.
17. Dominguez TP. Race, racism, and racial disparities in adverse birth outcomes. *Clin Obstet Gynecol* 2008; 51: 360–370. DOI: [10.1097/GRF.0b013e31816f28de](https://doi.org/10.1097/GRF.0b013e31816f28de).
18. Thompson JA, Suter MA. Estimating racial health disparities among adverse birth outcomes as deviations from the population rates. *BMC Pregnancy Childbirth* 2020; 20: 155. DOI: [10.1186/s12884-020-2847-9](https://doi.org/10.1186/s12884-020-2847-9).
19. Braveman P, Dominguez TP, Burke W, et al. Explaining the black-white disparity in preterm birth: a consensus statement from a multi-disciplinary scientific work group convened by the march of dimes. *Front Reprod Health* 2021; 3: 684207. DOI: [10.3389/frph.2021.684207](https://doi.org/10.3389/frph.2021.684207).
20. Blumenshine P, Egerter S, Barclay CJ, Cubbin C, Braveman PA. Socioeconomic disparities in adverse birth outcomes: a systematic review. *Am J Prev Med* 2010; 39: 263–272. DOI: [10.1016/j.amepre.2010.05.012](https://doi.org/10.1016/j.amepre.2010.05.012).
21. Driscoll AK. Maternal characteristics and infant outcomes by hispanic subgroup and nativity: United States, 2021. *Natl Vital Stat Rep* 2023; 72: 1–11.
22. McGlade MS, Saha S, Dahlstrom ME. The latina paradox: an opportunity for restructuring prenatal care delivery. *Am J Public Health* 2004; 94: 2062–2065. DOI: [10.2105/ajph.94.12.2062](https://doi.org/10.2105/ajph.94.12.2062).
23. Hoggatt KJ, Flores M, Solorio R, Wilhelm M, Ritz B. The “Latina epidemiologic paradox” revisited: the role of birthplace and acculturation in predicting infant low birth weight for latinas in Los Angeles, CA. *J Immigr Minor Health* 2012; 14: 875–884. DOI: [10.1007/s10903-011-9556-4](https://doi.org/10.1007/s10903-011-9556-4).
24. Borrell LN, Bolumar F, Rodriguez-Alvarez E, Nieves CI. Adverse birth outcomes in New York City women: revisiting the hispanic paradox. *Soc Sci Med* 2022; 315: 115527. DOI: [10.1016/j.socscimed.2022.115527](https://doi.org/10.1016/j.socscimed.2022.115527).
25. Zolitschka KA, Miani C, Breckenkamp J, et al. Do social factors and country of origin contribute towards explaining a “Latina paradox” among immigrant women giving birth in Germany? *BMC Public Health* 2019; 19: 181. DOI: [10.1186/s12889-019-6523-9](https://doi.org/10.1186/s12889-019-6523-9).
26. Lorch SA, Rogowski J, Profit J, Phibbs CS. Access to risk-appropriate hospital care and disparities in neonatal outcomes in racial/ethnic groups and rural-urban populations. *Semin Perinatol* 2021; 45: 151409. DOI: [10.1016/j.semperi.2021.151409](https://doi.org/10.1016/j.semperi.2021.151409).
27. Oster ME, Strickland MJ, Mahle WT. Racial and ethnic disparities in post-operative mortality following congenital heart surgery. *J Pediatr* 2011; 159: 222–226. DOI: [10.1016/j.jpeds.2011.01.060](https://doi.org/10.1016/j.jpeds.2011.01.060).
28. Holland BJ, Myers JA, Woods CR Jr. Prenatal diagnosis of critical congenital heart disease reduces risk of death from cardiovascular compromise prior to planned neonatal cardiac surgery: a meta-analysis. *Ultrasound Obstet Gynecol* 2015; 45: 631–638. DOI: [10.1002/uog.14882](https://doi.org/10.1002/uog.14882).
29. Gianelle M, Turan S, Mech J, Chaves AH. The impact of neighborhood socioeconomic status, race and ethnicity, and language on prenatal diagnosis of CHD. *Pediatr Cardiol* 2023; 44: 1168–1175. DOI: [10.1007/s00246-023-03095-z](https://doi.org/10.1007/s00246-023-03095-z).
30. Tran NN, Tran M, Lemus RE, et al. Preoperative care of neonates with congenital heart disease. *Neonatal Netw* 2022; 41: 200–210. DOI: [10.1891/NN-2021-0028](https://doi.org/10.1891/NN-2021-0028).
31. Holcomb DS, Pengetnze Y, Steele A, Karam A, Spong C, Nelson DB. Geographic barriers to prenatal care access and their consequences. *Am J Obstet Gynecol MFM* 2021; 3: 100442. DOI: [10.1016/j.ajogmf.2021.100442](https://doi.org/10.1016/j.ajogmf.2021.100442).
32. Wong AC, Rengers B, Nowak AL, et al. Timing of prenatal care initiation and psychological wellbeing in black Women. *MCN Am J Matern Child Nurs* 2020; 45: 344–350. DOI: [10.1097/NMC.0000000000000661](https://doi.org/10.1097/NMC.0000000000000661).
33. Bellerose M, Rodriguez M, Vivier PM. A systematic review of the qualitative literature on barriers to high-quality prenatal and postpartum care among low-income women. *Health Serv Res* 2022; 57: 775–785. DOI: [10.1111/1475-6773.14008](https://doi.org/10.1111/1475-6773.14008).
34. Lopez KN, Morris SA, Krishnan A, et al. Associations between maternal sociodemographics and hospital mortality in newborns with prenatally diagnosed hypoplastic left heart syndrome. *Circulation* 2023; 148: 283–285. DOI: [10.1161/CIRCULATIONAHA.123.064476](https://doi.org/10.1161/CIRCULATIONAHA.123.064476).
35. Mullen M, Zhang A, Lui GK, Romfh AW, Rhee JW, Wu JC. Race and genetics in congenital heart disease: application of iPSCs, omics, and machine learning technologies. *Front Cardiovasc Med* 2021; 8: 635280. DOI: [10.3389/fcvm.2021.635280](https://doi.org/10.3389/fcvm.2021.635280).
36. Knowles RL, Ridout D, Crowe S, et al. Ethnic and socioeconomic variation in incidence of congenital heart defects. *Arch Dis Child* 2017; 102: 496–502. DOI: [10.1136/archdischild-2016-311143](https://doi.org/10.1136/archdischild-2016-311143).
37. Santana S, Peyvandi S, Costello JM, et al. Adverse maternal fetal environment partially mediates disparate outcomes in non-white neonates with major congenital heart disease. *J Pediatr* 2022; 251: 82–88 e1. DOI: [10.1016/j.jpeds.2022.06.036](https://doi.org/10.1016/j.jpeds.2022.06.036).
38. Ravi D, Jacob A, Profit J. Unequal care: racial/ethnic disparities in neonatal intensive care delivery. *Semin Perinatol* 2021; 45: 151411. DOI: [10.1016/j.semperi.2021.151411](https://doi.org/10.1016/j.semperi.2021.151411).
39. Horbar JD, Edwards EM, Greenberg LT, et al. Racial segregation and inequality in the neonatal intensive care unit for very low-birth-weight and very preterm infants. *JAMA Pediatr* 2019; 173: 455–461. DOI: [10.1001/jamapediatrics.2019.0241](https://doi.org/10.1001/jamapediatrics.2019.0241).
40. Phibbs CS, Baker LC, Caughy AB, Danielsen B, Schmitt SK, Phibbs RH. Level and volume of neonatal intensive care and mortality in very-low-birth-weight infants. *N Engl J Med* 2007; 356: 2165–2175. DOI: [10.1056/NEJMsa065029](https://doi.org/10.1056/NEJMsa065029).
41. Chung ML, Lee BS, Kim EA, et al. Impact of fetal echocardiography on trends in disease patterns and outcomes of congenital heart disease in a

- neonatal intensive care unit. *Neonatology* 2010; 98: 41–46. DOI: [10.1159/000264673](https://doi.org/10.1159/000264673).
42. Mahle WT, Clancy RR, McGaurn SP, Goin JE, Clark BJ. Impact of prenatal diagnosis on survival and early neurologic morbidity in neonates with the hypoplastic left heart syndrome. *Pediatrics* 2001; 107: 1277–1282. DOI: [10.1542/peds.107.6.1277](https://doi.org/10.1542/peds.107.6.1277).
  43. Edelson JB, Rossano JW, Griffis H, et al. Resource use and outcomes of pediatric congenital heart disease admissions: 2003 to 2016. *J Am Heart Assoc* 2021; 10: e018286. DOI: [10.1161/JAHA.120.018286](https://doi.org/10.1161/JAHA.120.018286).
  44. Guilcher SJ, Bronskill SE, Guan J, Wodchis WP. Who are the high-cost users? A method for person-centred attribution of health care spending. *PLoS One* 2016; 11: e0149179. DOI: [10.1371/journal.pone.0149179](https://doi.org/10.1371/journal.pone.0149179).
  45. Johnson JT, Tani LY, Puchalski MD, et al. Admission to a dedicated cardiac intensive care unit is associated with decreased resource use for infants with prenatally diagnosed congenital heart disease. *Pediatr Cardiol* 2014; 35: 1370–1378. DOI: [10.1007/s00246-014-0939-x](https://doi.org/10.1007/s00246-014-0939-x).
  46. Martin JA, Wilson EC, Osterman MJ, Saadi EW, Sutton SR, Hamilton BE. Assessing the quality of medical and health data from the 2003 birth certificate revision: results from two states. *Natl Vital Stat Rep* 2013; 62: 1–19.
  47. Centers for Disease Control and Prevention. National Vital Statistics System (NVSS): Birth File, <https://www.cdc.gov/nchs/hus/sources-definitions/nvss.htm#birth-file>. Accessed December 31, 2023.