



LOOK AGAIN...

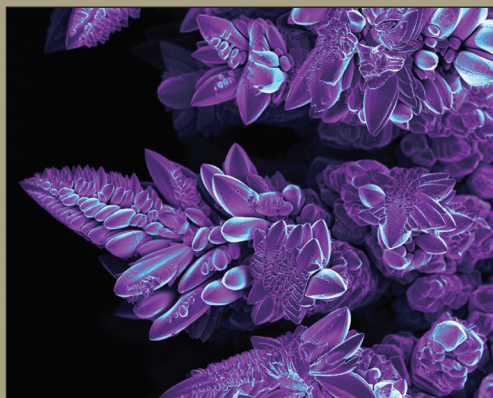
Just for Fun!

See if you can find the 8 differences in each set of images.

Nanosucculents

Photocatalytically active $\text{Cu}_3\text{W}_5\text{S}_2$ obtained by chemical vapor deposition. False-colored scanning electron microscope image.



Peter Sherrell, Imperial College London, UK.




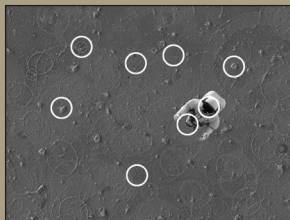
Apocalyptic future

Scanning electron microscope image (modified) of deep reactive-ion-etched silicon with infiltrated salt.

Julia Kohanek, University of Illinois at Urbana-Champaign, USA.



February 2019 answer key



Answers will be published in the June 2019 issue.

Images on the top were submitted to the Materials Research Society "Science as Art" competition. Images on the bottom were modified in Adobe Photoshop for this "Look Again" activity.